Manual de Montagem
Instrucciones de Montaje

Cozinha Modulada Cairo - Balcão 1200 - Ref. 3207

casamia
para viver a felicidade

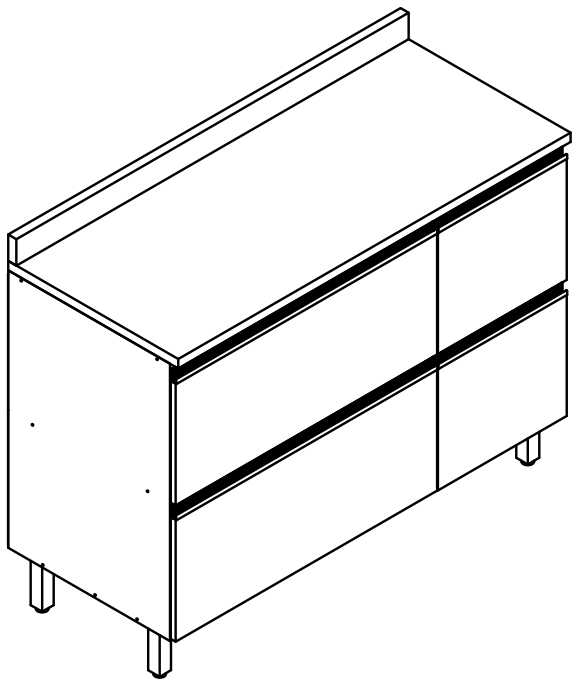

Ferragens/Herrajes *(Cód. 04873)*

A	Cavilha 8,0 X 30	14
B	Parafuso C/C 4,0 X 50	24
C	Parafuso C/C 3,5 X 14	46
D	Cola Pegamento — Cola bisnaga	01
E	Parafuso C/C 3,5 X 25	10
F	Sistema fixação	02
G	Bucha plástica 8mm	02
H	Parafuso C/F 5,0 X 60	02
I	Prego 10 X 10	70
J	Parafuso Minifix	12
L	Batente silicone	08
M	Tapa furo 18mm	12
N	Tambor minifix 15 x 11	12
O	Garra metálica	10
P	Cavilha 6,0 X 30	12
Q	Parafuso C/F 5,0 X 40	05
R	Parafuso C/C 3,5 X 40	16
S	Parafuso C/F 3,0 X 16	30

Acessórios separados/Accesorios

T	Puxador Udine Zoe 800mm	02
U	Dobradiça 35 curva	02
V	Trilho telescópico 400mm	04
X	Pistão gás força inversa 100N	01
Z	Puxador Udine Zoe 394mm	02
W	Pés quadrado 140mm	05

Parafuso (E) para união dos módulos

E UNIÃO 3,5 x 25

Fixação na parede
Fijación en la pared

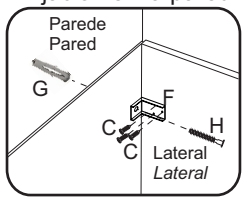

Nº. da peça	Descrição da peça	Dimensões	Código cores			Qtde.
			Louro Freijó	Grafite Trama	Off White	
1	Lateral esquerda / Lateral izquierda	735 x 495 x 15	04776.0001	----------	----------	01
2	Lateral direita / Lateral derecha	735 x 495 x 15	04774.0001	----------	----------	01
3	Régua frontal / Regla delantera	1170 x 54 x 15	04766.0001	----------	----------	01
4	Tampo/Tapa	1200 x 520 x 25	04812.0001	----------	----------	01
5	Régua traseira / Regla trasera	1170 x 54 x 15	04767	----------	----------	01
6	Base / Base	1170 x 495 x 15	04780.0001	----------	----------	01
7	Porta basc. /Puerta basc.	800 x 323 x 15	----------	04769.0001	05343.0001	01
8	Frente gavetão / Frente cajón	800 x 323 x 15	----------	04788.0001	05340.0001	01
9	Traseiro gaveta / Trasero cajón	320 x 140 x 15	04765.0001	----------	----------	01
10	Costa / Revés	1195 x 360 x 3	04781.0001	----------	----------	02
11	Roda tampo / Roda tampo	1200 x 70 x 25	04813.0001	----------	----------	01
12	Lat. dir. gav. menor / Lat. der. cajón menor	400 x 90 x 15	04786.0001	----------	----------	01
13	Lat. esq. gav. menor / Lat. izq. cajón men.	400 x 90 x 15	04772.0001	----------	----------	01
14	Prateleira fixa / Estante	780 x 495 x 15	04768.0001	----------	----------	01
15	Frente gaveta inf. / frente cajón inf.	394 x 323 x 15	----------	04784.0001	05341.0001	01
16	Divisória / División	705 x 495 x 15	04782.0001	----------	----------	01
17	Frente gav. int. / Frente cájon int.	350 x 90 x 70	04783.0001	----------	----------	01
18	Lateral dir. gaveta / Lateral der. cajón	400 x 140 x 15	04787.0001	----------	----------	01
19	Lateral esq. gaveta / Lateral izq. cajón	400 x 140 x 15	04771.0001	----------	----------	01
20	Traseiro gavetão maior/ Trasero cajones mayor	725 x 270 x 15	04764.0001	----------	----------	01
21	Fundo gaveta / Fondo cajón	335 x 400 x 3	04777.0001	----------	----------	02
22	Fundo gavetão / Fondo cajón	755 x 407 x 3	04778.0001	----------	----------	01
23	Traseiro gaveta int. / Trasero cajón int.	320 x 90 x 15	28859.0005	----------	----------	01
24	Lateral dir. gavetão / Lateral der. cajón	400 x 255 x 15	04775.0001	----------	----------	02
25	Lateral esq. gavetão / Lateral izq. cajón	400 x 255 x 15	04773.0001	----------	----------	02
26	Traseiro gavetão menor / Tras. cajón menor	320 x 255 x 15	04770.0001	----------	----------	01
27	Frente gaveta sup. / frente cajón sup.	394 x 323 x 15	----------	04779.0001	05342.0001	01
28	Fundo gavetão / Fondo cajón	350 x 407 x 3	05528.0001	----------	----------	01



Capacidade máxima por prateleira

La capacidad máxima por estante

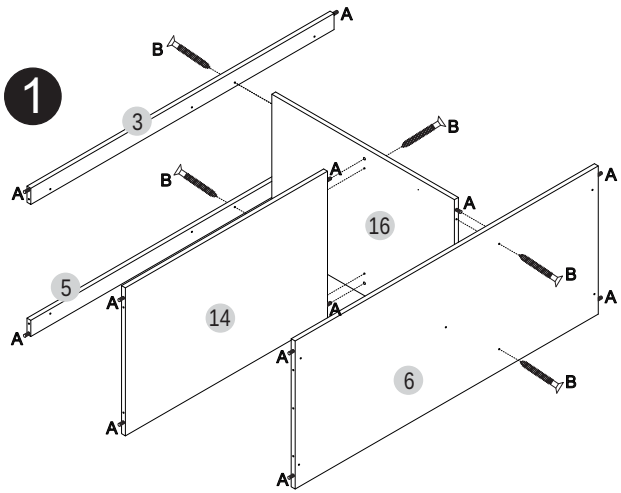



ÁS INDUSTRIA DE MÓVEIS LTDA. + 55 54 3701 1902 - assistencia@asmoveis.ind.br
www.moveiscasamia.com.br

*Para assistência, utilize o código das peças.

Manual de Montagem
Instrucciones de Montaje

Cozinha Modulada Cairo - Balcão 1200 - Ref. 3207

casamia
para viver a felicidade

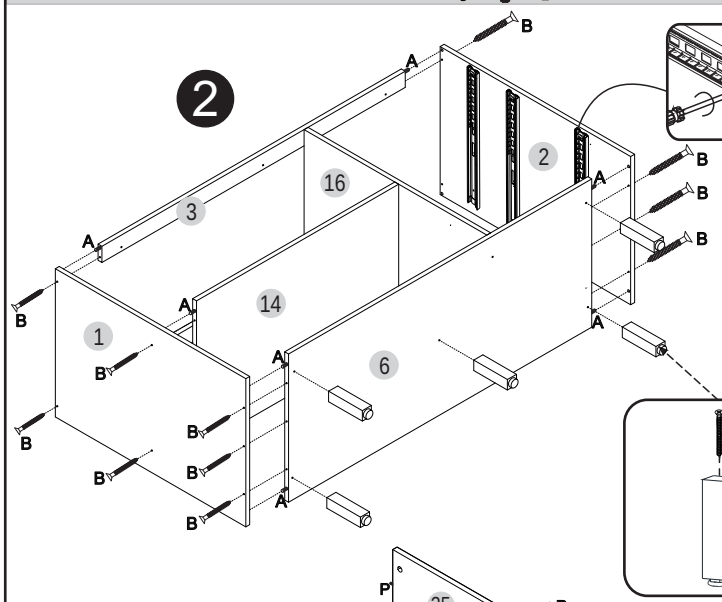

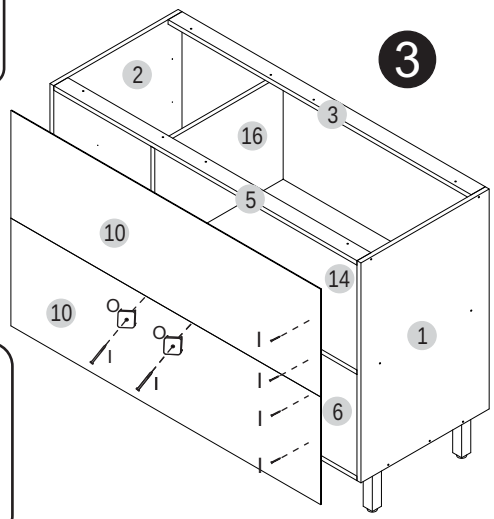

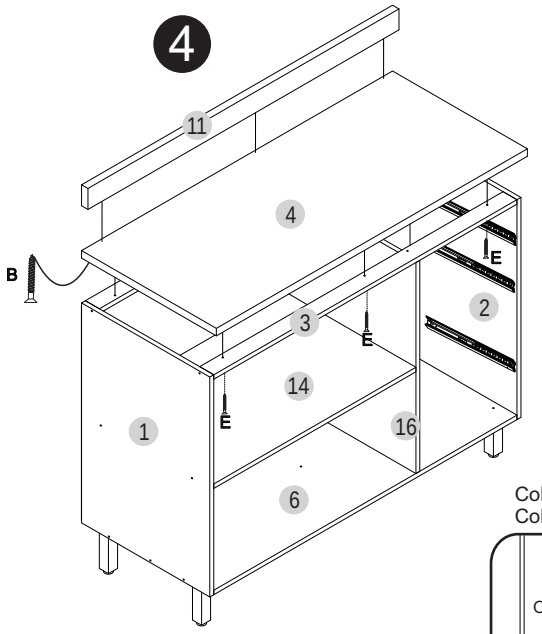

5 KG

Capacidade máxima por prateleira

La capacidad máxima por estante

Colocação puxador (T, Z)
Colocación tirador (T, Z)

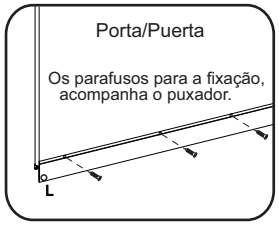

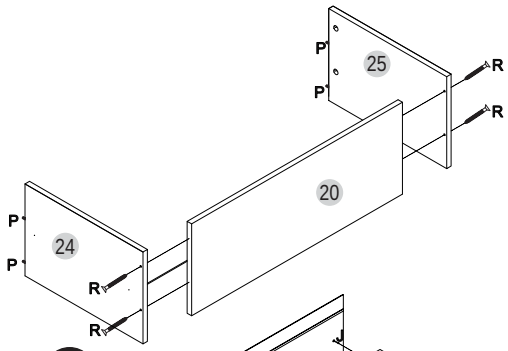

Usar tapa-furo (M) para cobrir tambor minifix (N).

M Tapa-furo 18mm

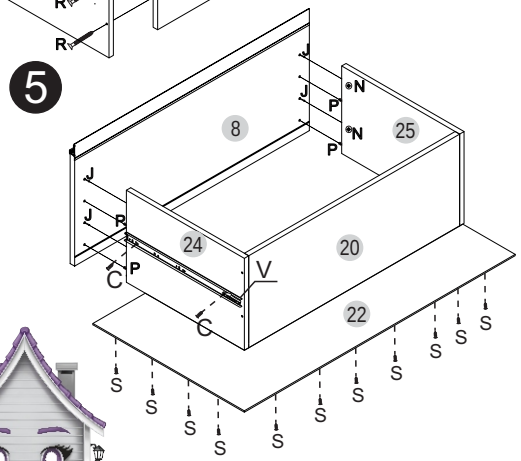

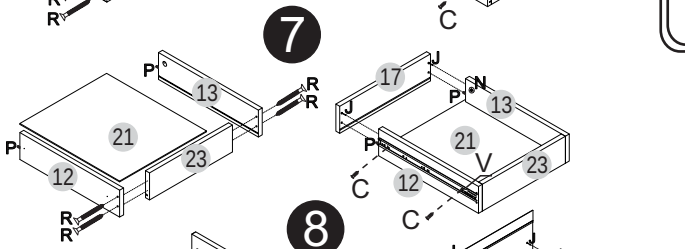

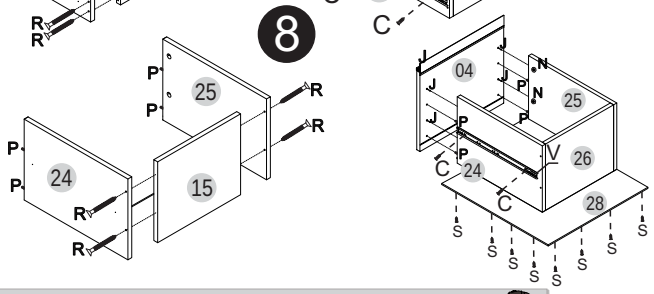

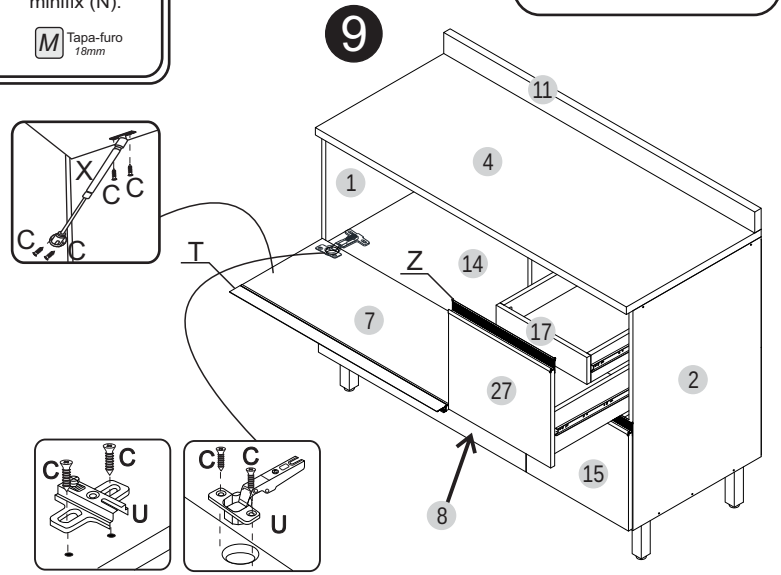



ÁS INDUSTRIA DE MÓVEIS LTDA.
www.moveiscasamia.com.br
+ 55 54 3701 1902 - assistencia@asmoveis.ind.br

*Para assistência, utilize o código das peças.