

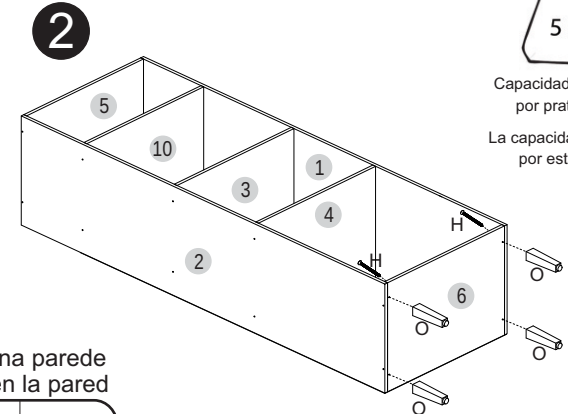
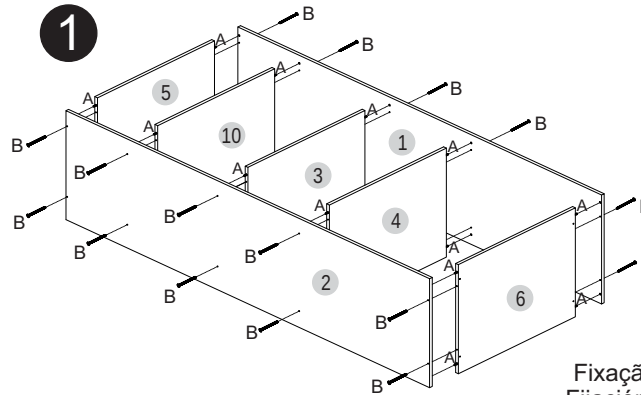
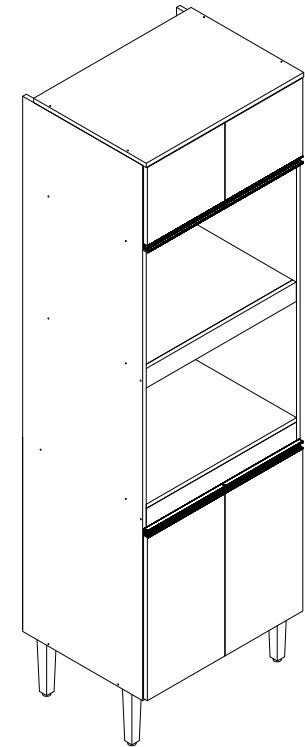


Ferragens/Herrajes (Cód. 05058)

A		Cavilha 8,0 X 30	24
B		Parafuso C/C 3,5 X 40	24
C		Parafuso C/C 3,5 X 14	42
D		Cola bisnaga	01
E		Prego 10 X 10	50
F		Parafuso C/F 3,5 X 12	12
G		Bucha plástica 8mm	02
H		Parafuso C/F 5,0 X 40	04
I		Parafuso C/F 5,0 X 50	02
J		Cantoneira metálica 22x22	02
L		Parafuso C/C 3,5 X 25	04
M		Sistema fixação	02

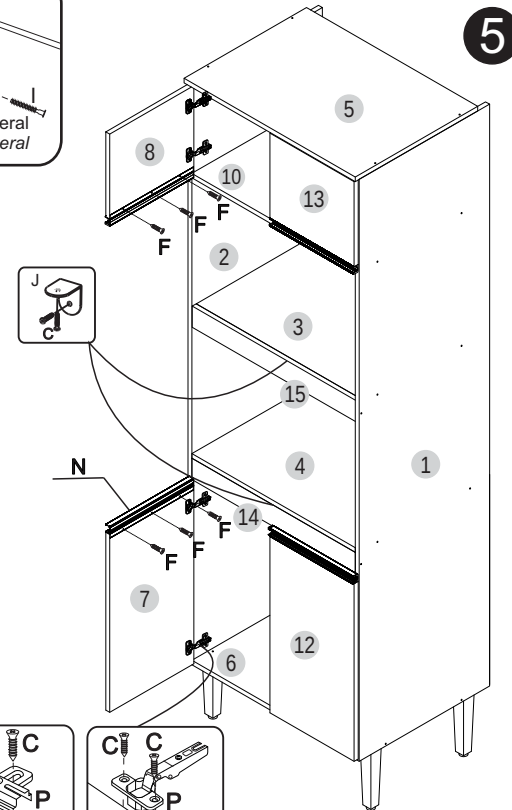
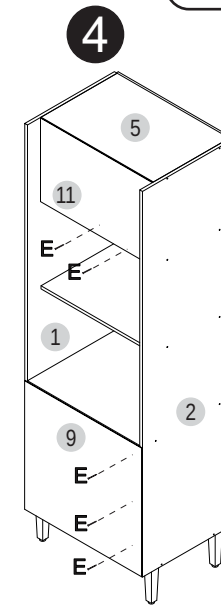
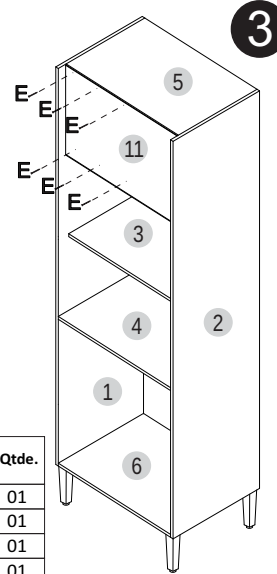
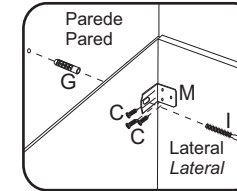
Acessórios separados/Acessorios

N		Puxador 320 mm	04
O		Pé cônico 200mm	04
P		Dobradiça 26	08



Capacidade máxima por prateleira
La capacidad máxima por estante

Fixação na parede
Fijación en la pared



Nº. da peça	Descrição da peça	Dimensões	Código cores			Qtde.
			Branco	Mel	Off White	
1	Lateral direita /Lateral derecha	1915x495x15	05042.0001	05042.0002	-----	01
2	Lateral esquerda/Lateral izquierda	1915x495x15	05043.0001	05043.0002	-----	01
3	Prateleira fixa/repisa fixa	620x435x15	05047.0001	05047.0002	-----	01
4	Tampo forno/Tapa horno	620x495x15	05045.0001	05045.0002	-----	01
5	Tampo superior/Tapa superior	620x465x15	05049.0001	05049.0002	-----	01
6	Base/Base	620x495x15	05041.0001	05041.0002	-----	01
7	Porta inf.esq./Puerta inf. izq.	585x320x15	05051.0001	-----	05051.0002	01
8	Porta sup. esq. / puerta sup. izq.	280x320x15	05053.0001	-----	05053.0002	01
9	Costa maior/Revés mayor	690x645x3	05114.0001	05114.0002	-----	01
10	Base superior/Base superior	620x450x15	05048.0001	05048.0002	-----	01
11	Costa sup./Revés sup.	620x320x3	05054.0001	05054.0002	-----	01
12	Porta inf. dir./Puerta inf. der.	585x320x15	05050.0001	-----	05050.0002	01
13	Porta sup. dir./Puerta sup. der.	280x320x15	05052.0001	-----	05052.0002	01
14	Régua inf. / Regla inf.	620x70x15	05044.0001	05044.0002	-----	01
15	Régua sup. / Regla sup.	620x70x15	05046.0001	05046.0002	-----	01

