

**MONTE O MÓVEL COMO NÓS O PRODUZIMOS:
COM CARINHO**
**ASSEMBLE THE FURNITURE AS WE PRODUCE
IT: WITH LOVE**
**MONTE EL MUEBLE COMO NOSOTROS LO
PRODUCIMOS: CON CARÍÑO**

Dicas de Conservação:

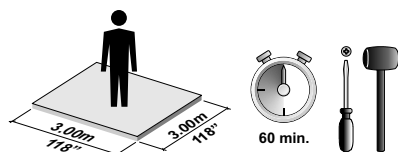
*Para limpar ou tirar manchas, utilize uma flanela umedecida em solução de água e álcool, na mesma proporção.
*Evite exposição ao sol.

Maintenance Tips:

*To clean or remove stains, use a piece of flannel dampened with a water and alcohol solution, in the same proportion.
*Avoid direct sunlight.

Dicas para Conservación:

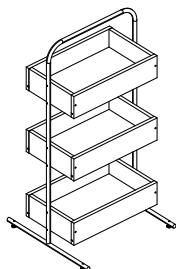
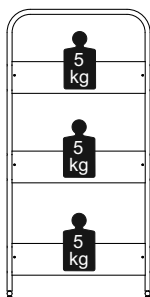
*Para limpiar o sacar manchas, utilize una flanela humedecida en solución de agua y alcohol, en la misma proporción.
*Evite la exposición directa al sol.



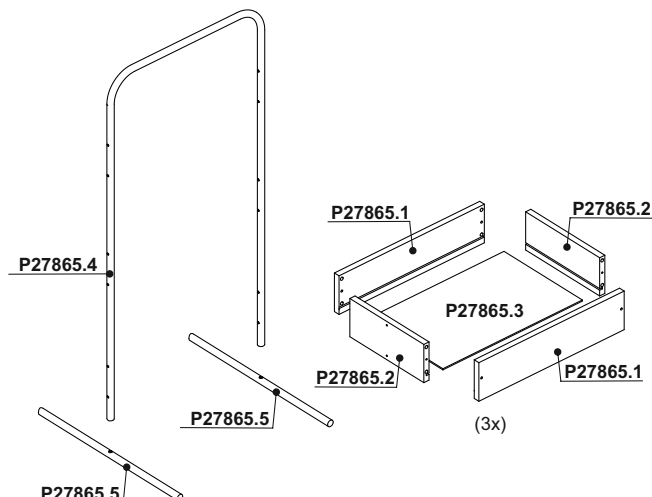
CARGA MÁXIMA SUPORTADA
MAXIMUM WEIGHT SUPPORTED
PESO MAXIMO SOPORTADO



15Kg



REF.: 27865



	Denominação / Description / Denominación	Qtde Qty Ctd	Dimensão Dimension Dimensión
P27865	P27865.1 Lateral Caixa/Side Box/Lateral Caja	06	420x100x15
	P27865.2 Topo Caixa/Lateral Caja	06	240x99x15
	P27865.3 Base Caixa/Bottom/Fondo	03	403x254x3
	P27865.4 Estrutura Metálica/Metal Structure/Estructura Metálica	01	887x451x16
	P27865.5 Pé Estrutura Metálica/Foot Metal Structure/Pata Estructura Metálica	02	450x16x16

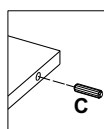
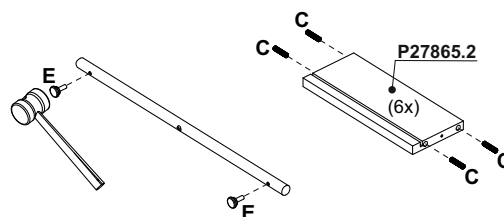
Rev. 02 - 29/12/2020

01

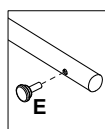
FERRAGENS / HARDWARE LIST / LISTA DE MATERIALES

A		4,5x45mm	12
B		4,5x25mm	12
C		8x30mm	24
D		1/4x1 1/4"mm	02
E			04

ETAPA DE PREPARAÇÃO DAS PEÇAS. STAGE OF PREPARATION OF THE PIECES. FASE DE PREPARACIÓN DE LAS PIEZAS.



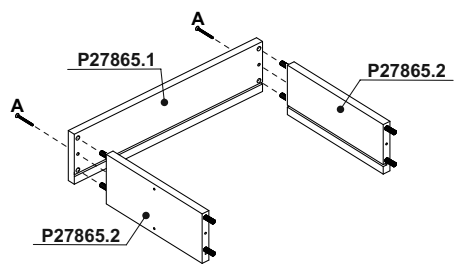
detalhe 1



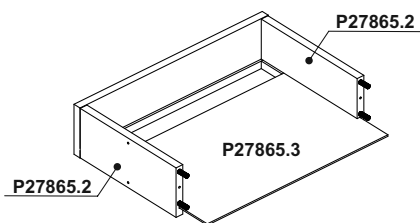
detalhe 2

02

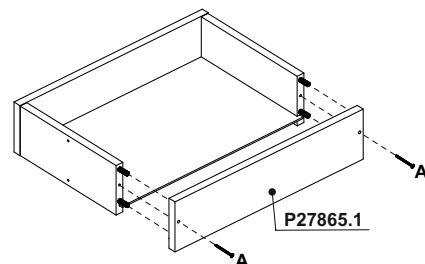
1 Passo
Step
Paso (3x)



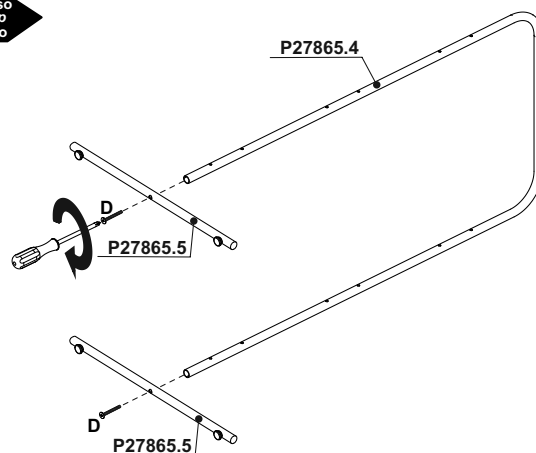
2 Passo
Step
Paso (3x)



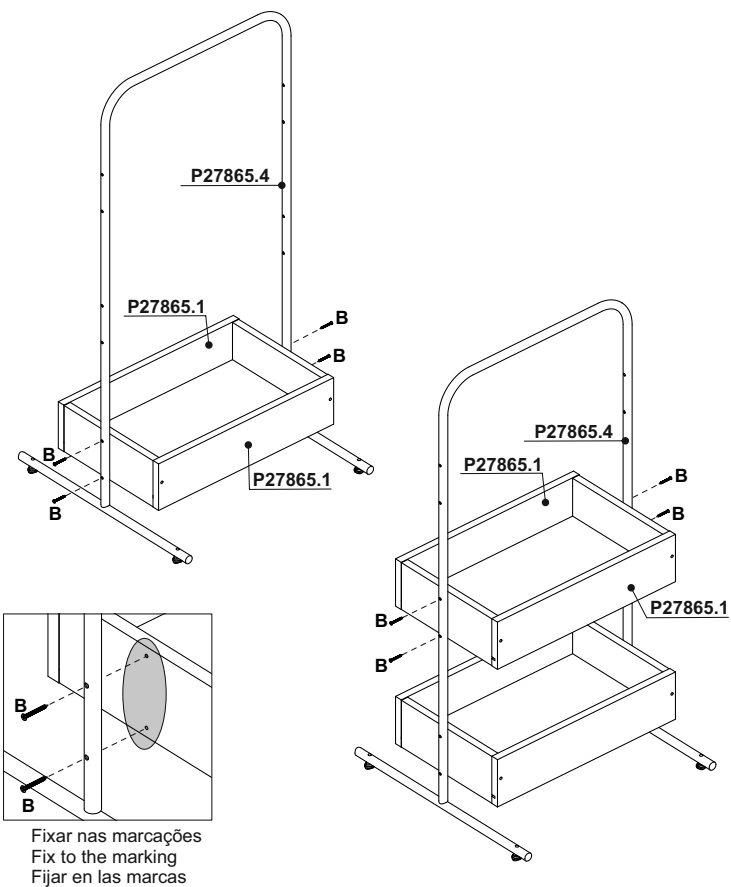
3 Passo
Step
Paso (3x)



4 Passo
Step
Paso



5 Passo
Step
Paso



6 Passo
Step
Paso

