

# ESQUEMA DE MONTAGEM

ASSEMBLY INSTRUCTIONS  
INSTRUCCIONES DE MONTAJE

NECESSÁRIO / NECESSARY / NECESIDAD

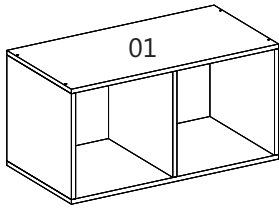
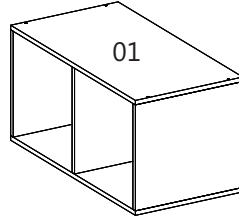
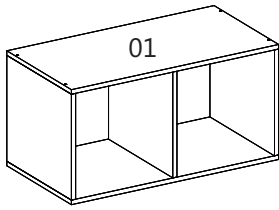
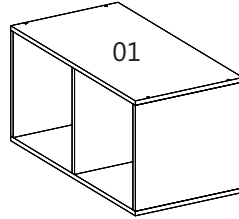
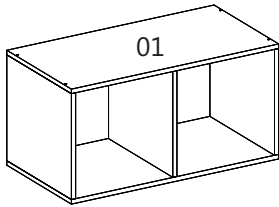


FERRAMENTAS NÃO INCLUSAS  
NO TOOLS INCLUDED  
HERRAMIENTAS NO INCLUIDAS

## RACK DOMINOX CONECT

Ref. 521023		CÓD. 520019	Nº 01	MÓDULO Módulo 2x1 745x380x386	QUAN. 02
----------------	--	----------------	----------	----------------------------------	-------------

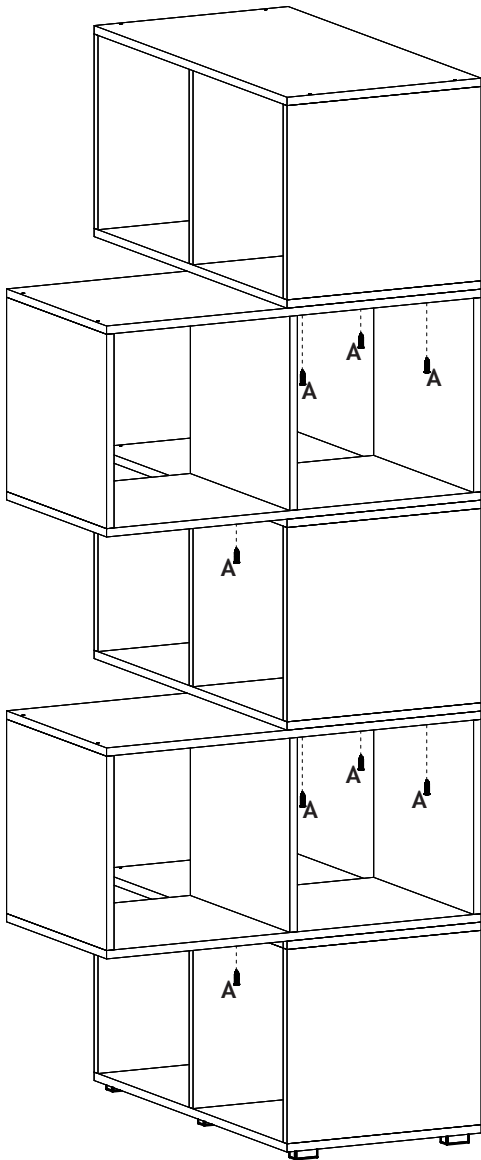
A	
F	





FERRAMENTAS NÃO INCLuíSAS  
NO TOOLS INCLUDED  
HERRAMIENTAS NO INCLUIDAS

**01** Unir os módulo (01) usando parafusos (A).



**02** Fixar o móvel na parede com suporte aéreo (F). Cocar tapa-furo em todos parafusos aparentes.

