5

## PESO MÁXIMO SUPORTADO
## MAXIMUM WEIGHT SUPPORTED
## PESO MAXIMO SOPORTADO

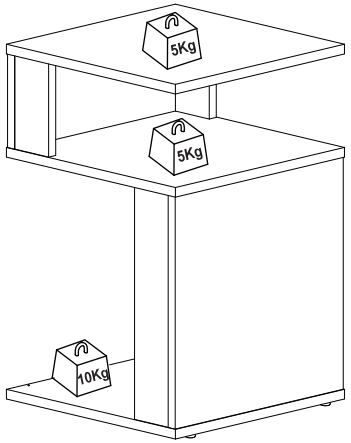


emovell

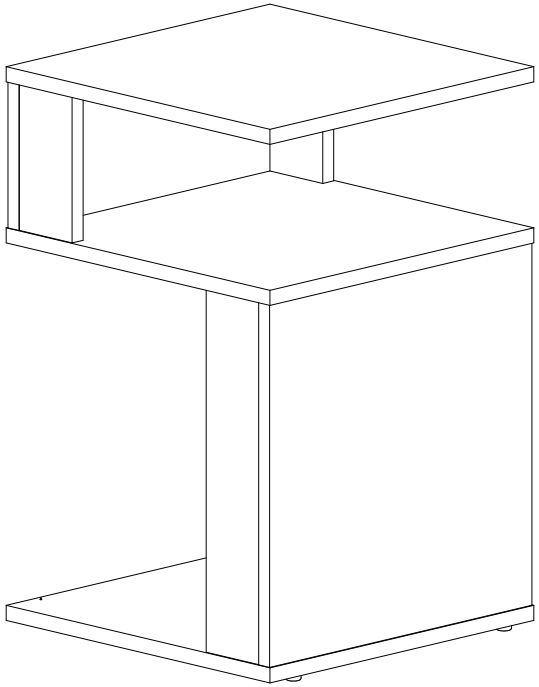

**REF. B74**

*Item não acompanha ferramenta de montagem*
*Item does not come with mounting tool*
*El artículo no viene con la herramienta de montaje*




**Manutenção e Limpeza:**
Use pano levemente umedecido com água, seguido de pano seco. Nunca utilize produtos químicos ou abrasivos.

**Maintenance and Cleaning:**
Use a cloth slightly dampened with water, followed by a dry cloth. Never use chemicals or abrasives.

**Mantenimiento y limpieza:**
Use un paño ligeramente humedecido con agua, seguido de un paño seco. Nunca use productos químicos o abrasivos.

Rua José Benedeti,n° 1620, Pavilhão C - Fone: +55 (054) 2108-8400 - +55 (054) 99614-6360
CEP: 95706-500 - Bento Gonçalves - RS - Site: www.emovell.com.br - E-mail: comercial@emovell.com.br

. 00 - 17/05/2024

# FERRAGENS / HARDWARE LIST / LISTA DE HERRAJES



**ATENÇÃO!!!**
Em caso de uso de parafusadeira comece com um torque bem leve e vá aumentando até achar o ideal. Aperte somente até travar. Torque excessivo pode espanar o parafuso e danificar a peça comprometendo sua correta fixação.

**ATTENTION!!!**
If using a screwdriver, start with a very light torque and increase until you find the ideal. Press only until it locks. Excessive torque can strip the bolt and damage the part, compromising its correct fixation.

**ATENCIÓN!!!**
En caso de utilizar un destornillador, comience con un torque muy ligero y vaya aumentando hasta encontrar el ideal. Presione solo hasta que se detener. Torsión excesivo puede desempolvar el tornillo y dañar la pieza, comprometiendo su correcta fijación.

| LOC. | IMAGEM / IMAGE / IMAGEN | QUANTIDADE # OF PIECES CANTIDAD |
|---|---|---|
| A |  4,0x40mm | 08 |
| B |  | 08 |
| C |  | 08 |
| D |  Sapata/Shoe/Zapata | 04 |
| E |  8x30mm | 16 |
| F |  | 04 |
| G |  Tapa furo/Cover hole/Tapa agujero | 12 |

**4**

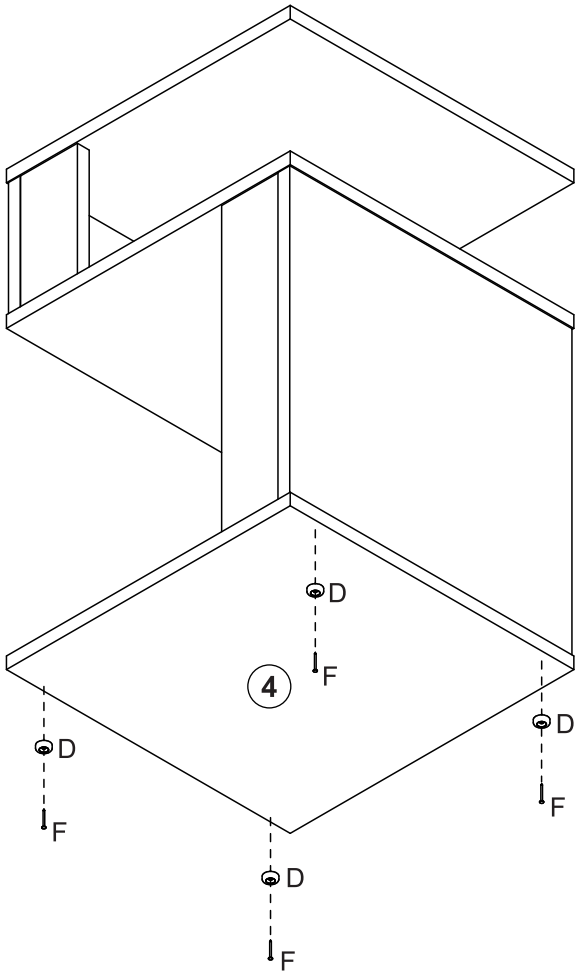


| D (4x) | F (4x) |
|---|---|
|  |  |

**3**

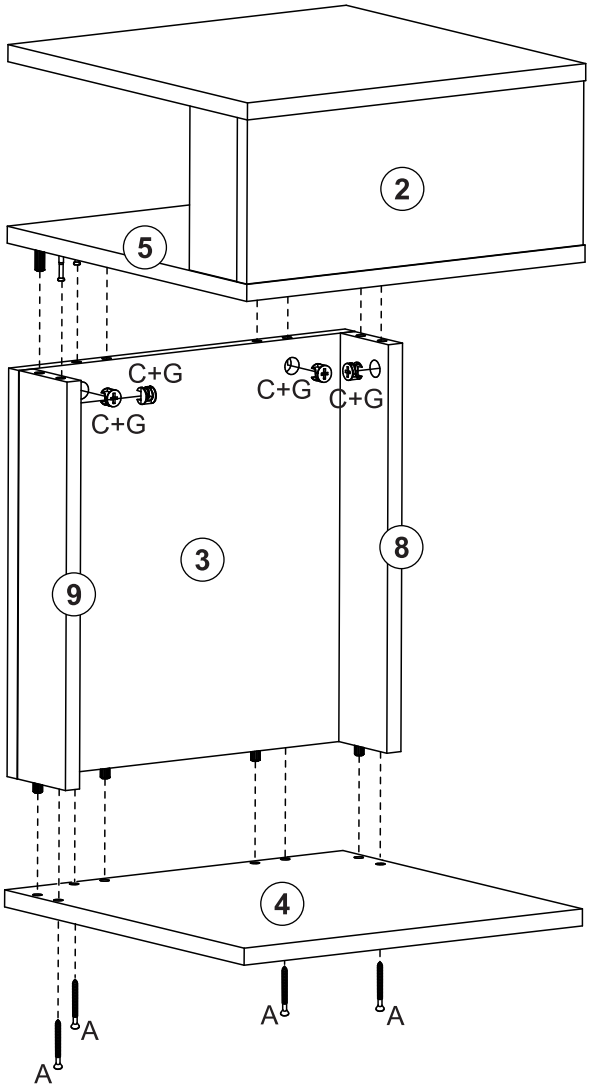


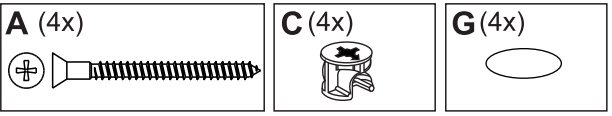










## PARTES DO PRODUTO / PRODUCT PARTS / PARTES DEL PRODUCTO

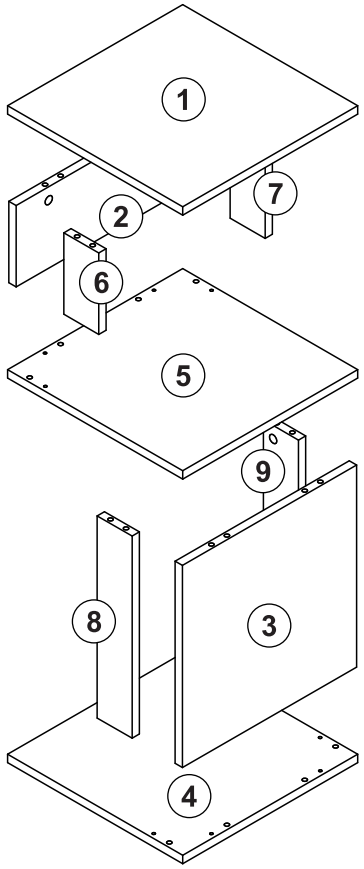


| Loc. | Descrição / Description / Denominación | mm | Quantidade # Of Pieces Cantidad |
|---|---|---|---|
| 1 | Tampo/Top/Tapa | 360x360x15 | 01 |
| 2 | Lateral superior/Upper side/Lateral superior | 357x145x15 | 01 |
| 3 | Lateral inferior/Lower side/Lateral inferior | 360x357x15 | 01 |
| 4 | Base inferior/Lower base/Base inferior | 360x360x15 | 01 |
| 5 | Base intermediária/Lower base/Intermediate base | 360x360x15 | 01 |
| 6 | Pilastra sup dir/Right upper crossbar/Travessaño superior derecho | 145x70x15 | 01 |
| 7 | Pilastra sup esq/Left upper crossbar/Travessaño superior izquierdo | 145x70x15 | 01 |
| 8 | Pilastra inf dir/Right lower crossbar/Travessaño inferior derecho | 360x70x15 | 01 |
| 9 | Pilastra inf esq/Left lower crossbar/Travessaño inferior izquierdo | 360x70x15 | 01 |

# 1

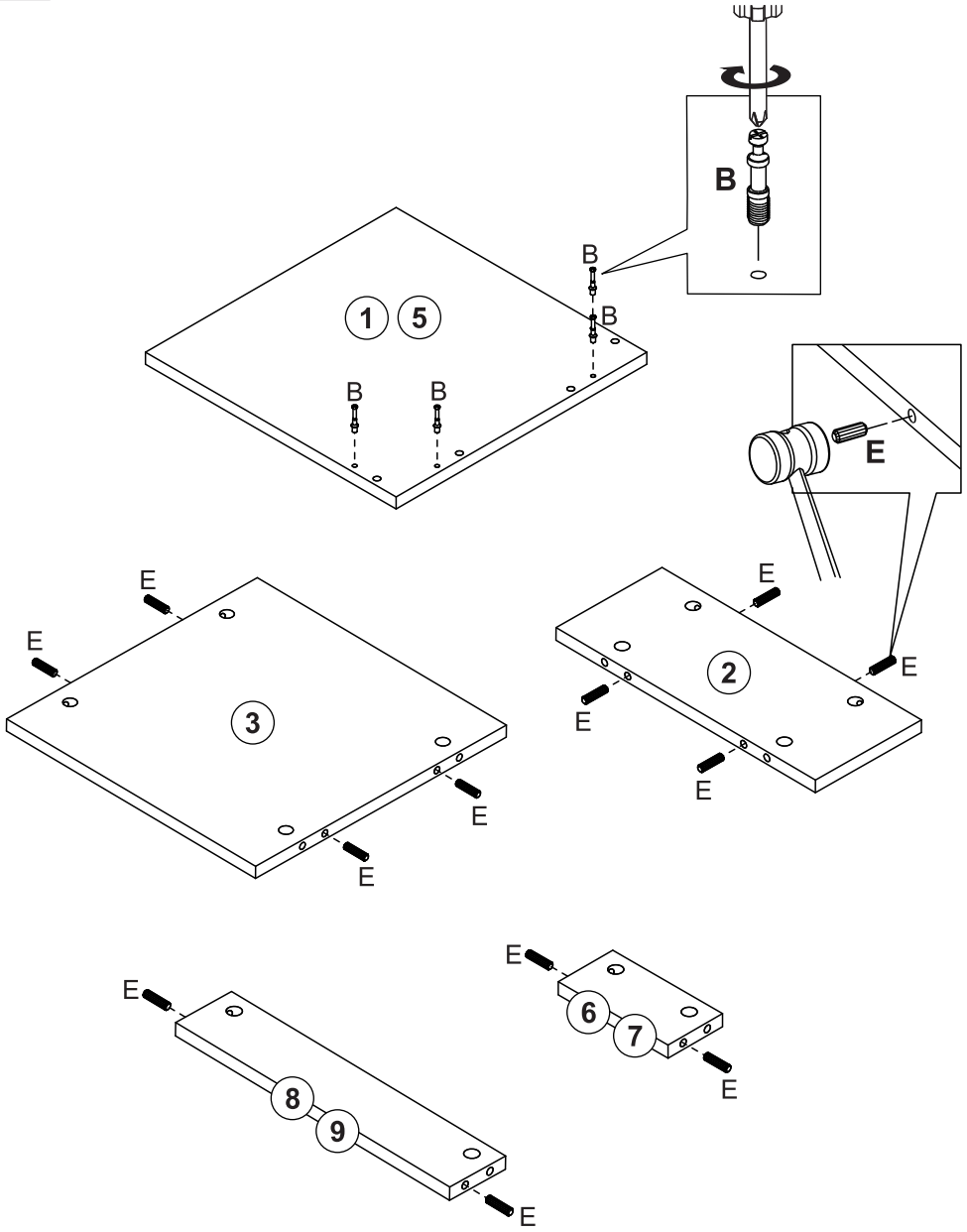


**B** (8x)



**E** (16x)





# 2

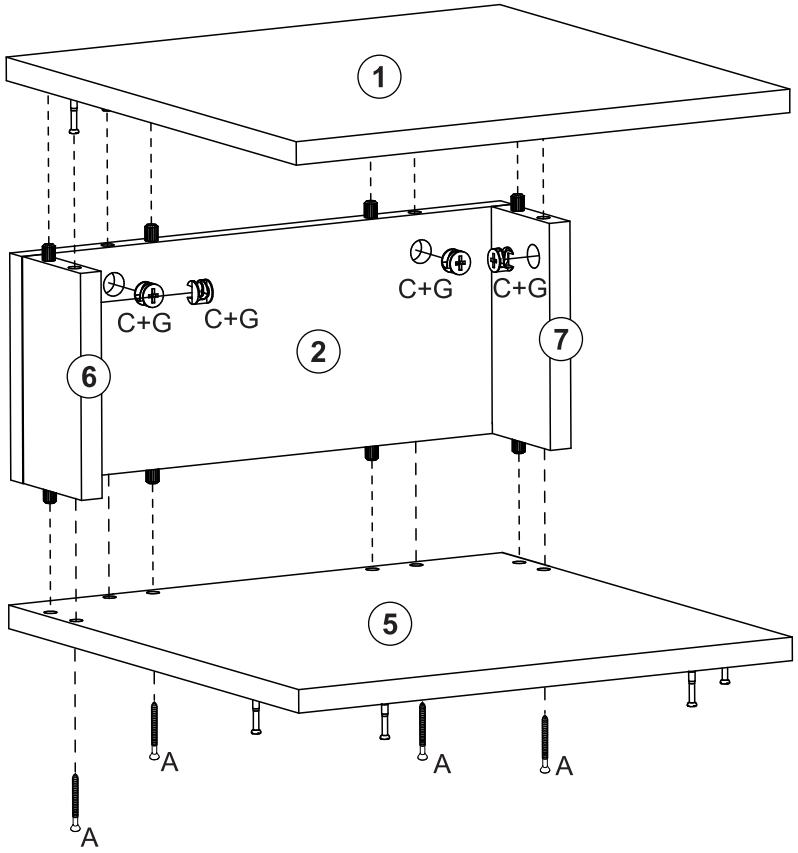


**A** (4x)



**C** (4x)



**G** (4x)

