

MANUAL DE INSTRUÇÕES

RECOMENDAÇÕES

Uso interno. Não expor ao sol ou umidade.

Não exceder a capacidade de peso.

MANUTENÇÃO E LIMPEZA


Limpar com pano macio umedecido em solução de água e sabão neutro e secar em seguida.

Não utilizar produtos químicos ou abrasivos.

MANUAL DE INSTRUÇÕES

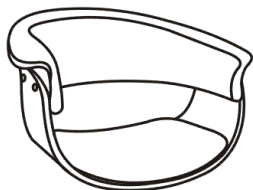
BANQUETA

Betim




COMPONENTES

1 UNID.




①

4 UNID.



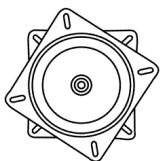
②

1 UNID.



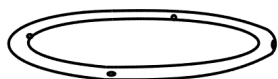
③

1 UNID.



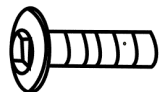
④

1 UNID.



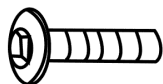
⑤

8 UNID - 25mm



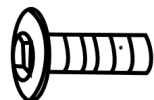
⑥

4 UNID - 35mm



⑦

4 UNID. - 16mm



⑧

4 UNID.



⑨

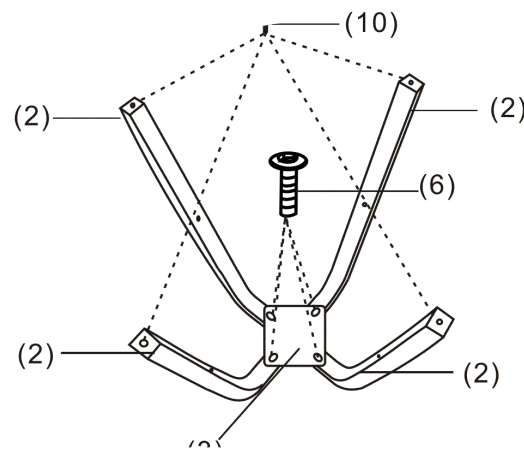
4 UNID.



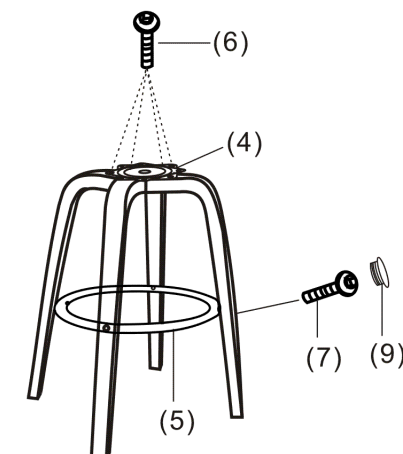
⑩

INSTRUÇÕES DE MONTAGEM

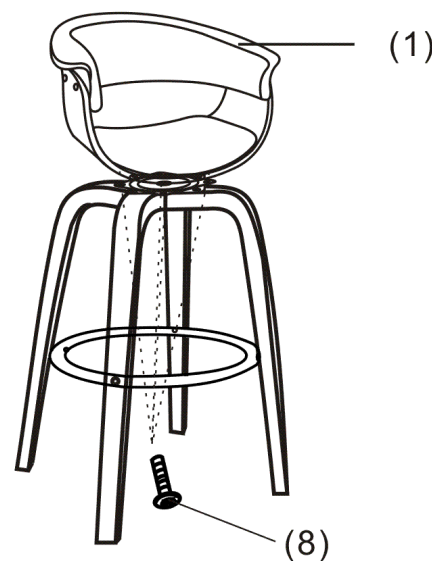
1. Certifique-se que possui todos os componentes listados;
2. Siga as figuras para a montagem do produto.




1



2



3



4