

ME - 4135



Instruções de Montagem Assembly Instructions Instrucciones de Montaje

Accesse Vídeos de Montagens
Access MounIng Videos
Acceder a los Vídeos de Montage
www.tecnomobili.ind.br

tecnomobili

Estrada RSC 453, Km s/n° | Garibaldi | RS
CEP: 95720-000 | Fone / Fax: 54.3464.2050

sac@moveisvideira.com.br

Notas Especiais:

01 -Examine completamente todas as peças do móvel antes de começar o trabalho.

02 -Recomenda-se montar o móvel conforme este Manual de Montagem.

03 -É de responsabilidade do montador seguir as instruções do Manual de Montagem, que são fundamentais para garantir a estrutura do móvel.

04 -Para limpeza, utilizar somente pano úmido e sabão neutro.

Special notes:

01 -Check all parts of the unit thoroughly before starting work.

02 -It is recommended to assemble the furniture according to this Installation Manual.

03 -It is the responsibility of the assembler to follow the instructions in the Assembly Manual, which are essential to ensure the structure of the furniture.

04 -For cleaning use only damp cloth and neutral soap.

Notas especiales:

01 -Examine completamente todas las piezas del mueble antes de iniciar el trabajo.

02 -Se recomienda montar el mueble conforme el Manual de Ensamblaje.

03 -Es de responsabilidad del montador seguir las instrucciones del Manual de Ensamblaje, que son fundamentales para garantizar la estructura del mueble.

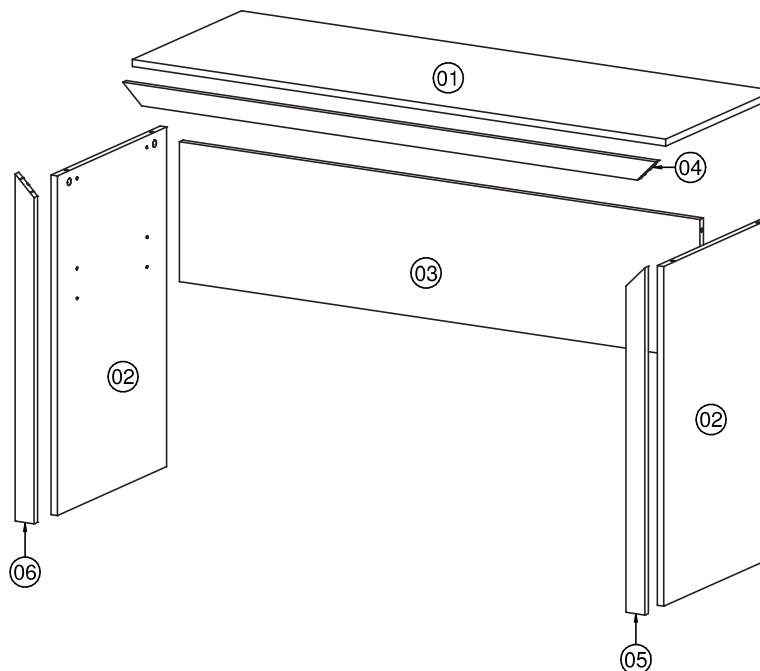
04 -Para limpieza solamente usar trapo húmedo y jabón neutro.





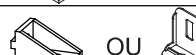




Guarante certificate:

The guarantee of products manufactured by Móveis Videira LTDA covers any defects / manufacturing defects, within the period established by the Consumer Protection Code, in its Article 26, II, which provides for a legal guarantee of ninety (90) days.

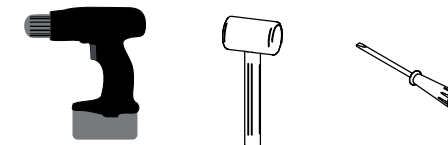
Lista de Peças / List of pieces / Lista de piezas

CÓD	DESCRIÇÃO	DESCRIPTION	DESCRIPCIÓN	QTD	M. PRIMA	DIMENSÕES
01	Tampo	Top	Tapa	1	MDP 15mm	1270 x 450 x 15mm
02	Lateral	Side	Lateral	2	MDP 15mm	725 x 450 x 15mm
03	Costa	Back	Revés	1	MDP 15mm	1239 x 298 x 15mm
04	Travessa Frontal	Front Traverse	Traviesa Frontal	2	MDP 15mm	1270 x 45 x 15mm
05	Travessa Direita	Right Traverse	Traviesa Derecha	2	MDP 15mm	741 x 45 x 15mm
06	Travessa Esquerda	Left Tarverse	Traviesa Izquierda	2	MDP 15mm	741 x 45 x 15mm

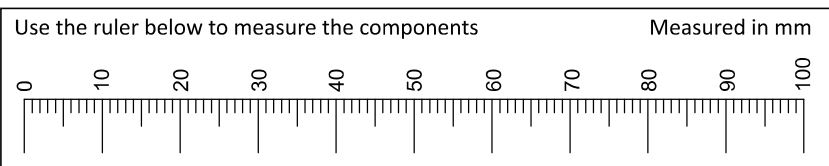


REF	DESCRIÇÃO	QTD
A	 34x7mm Parafuso minifix	10
B	 Parafuso 3,5 x 14mm CF	20
C	 15x12mm Tambor Minifix	10
D	 7x5x14mm Malhete	04
E	 OU  22x17x12mm Suporte angular	10
F	 14x4mm Sapata	04
G	 22x3mm Prego 10 x 10CC	04
H	 Adesivo Tapafuro	10

Ferramentas | Tools | Herramientas



30 min.



Revisão: 01
Data: 09/10/2019

