

ME-4110



Instruções de Montagem Assembly Instructions Instrucciones de Montaje

Acces VÍdeos de Montagens
Access Mounting Vídeos
Acceder a los Vídeos de Montaje
www.tecnomobili.ind.br

tecnomobili

Estrada RSC 453, Km s/n° | Garibaldi | RS
CEP: 95720-000 | Fone / Fax: 54.3464.2050
sac@moveisvideira.com.br

Notas Especiais:

01 -Examine completamente todas as peças do móvel antes de começar o trabalho.

02 -Recomenda-se montar o móvel conforme este Manual de Montagem.

03 -É de responsabilidade do montador seguir as instruções do Manual de Montagem, que são fundamentais para garantir a estrutura do móvel.

04 -Para limpeza, utilizar somente pano úmido e sabão neutro.

Special notes:

01 -Check all parts of the unit thoroughly before starting work.

02 -It is recommended to assemble the furniture according to this Installation Manual.

03 -It is the responsibility of the assembler to follow the instructions in the Assembly Manual, which are essential to ensure the structure of the furniture.

04 -For cleaning use only damp cloth and neutral soap.

Notas especiales:

01 -Examine completamente todas las piezas del mueble antes de iniciar el trabajo.

02 -Se recomienda montar el mueble conforme el Manual de Ensamblaje.

03 -Es de responsabilidad del montador seguir las instrucciones del Manual de Ensamblaje, que son fundamentales para garantizar la estructura del mueble.

04 -Para limpieza solamente usar trapo húmedo y jabón neutro.


















Guarante certificate:

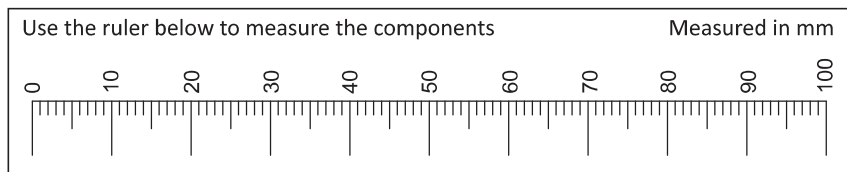
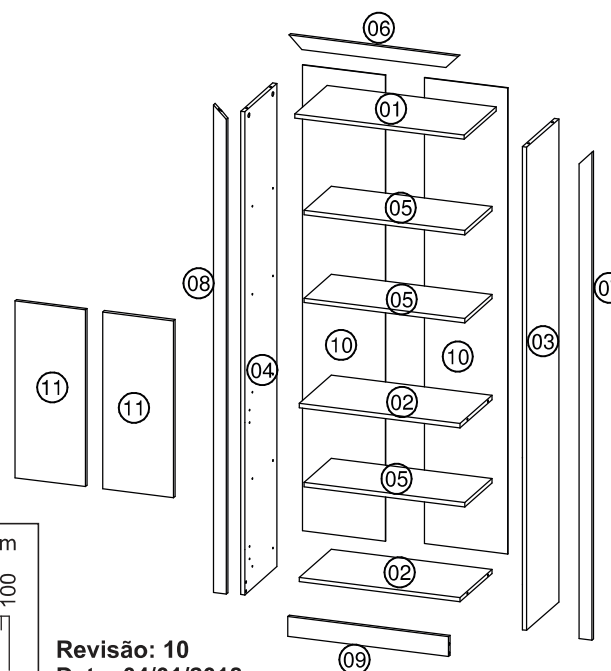
The guarantee of products manufactured by Móveis Videira LTDA covers any defects / manufacturing defects, within the period established by the Consumer Protection Code, in its Article 26, II, which provides for a legal guarantee of ninety (90) days.

Lista de Peças / List of pieces / Lista de piezas

CÓD	DESCRIÇÃO	DESCRIPTION	DESCRIPCIÓN	QTD	M. PRIMA	DIMENSÕES
01	Tampo	Top	Tapa	1	MDP 15mm	300 x 598 x 15mm
02	Base	Base	Base	2	MDP 15mm	300 x 568 x 15mm
03	Lateral Direita	Right Side	Lateral Izquierda	1	MDP 15mm	1694 x 300 x 15mm
04	Lateral Esquerda	Left Side	Lateral Derecha	1	MDP 15mm	1694 x 300 x 15mm
05	Prateleira Móvel	Mobile Shelf	Estante Mobile	3	MDP 15mm	255 x 568 x 15mm
06	Travessa	Traverse	Traviesa	1	MDP 15mm	598 x 45 x 15mm
07	Travessa Direita	Right Traverse	Traviesa Derecha	1	MDP 15mm	1710 x 45 x 15mm
08	Travessa Esquerda	Left Traverse	Traviesa Izquierda	1	MDP 15mm	1710 x 45 x 15mm
09	Rodapé	Baseboard	Rodapié	1	MDP 15mm	70 x 568 x 15mm
10	Costa	Back	Revés	2	Chapa Dura 3mm	1634 x 294 x 3mm
11	Porta	Door	Puerta	2	MDP 15mm	620 x 250 x 15mm

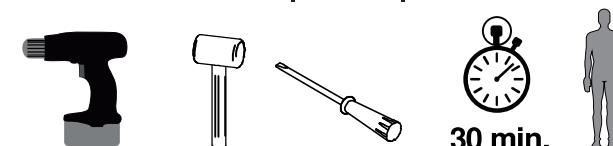
REF DESCRIÇÃO QTD

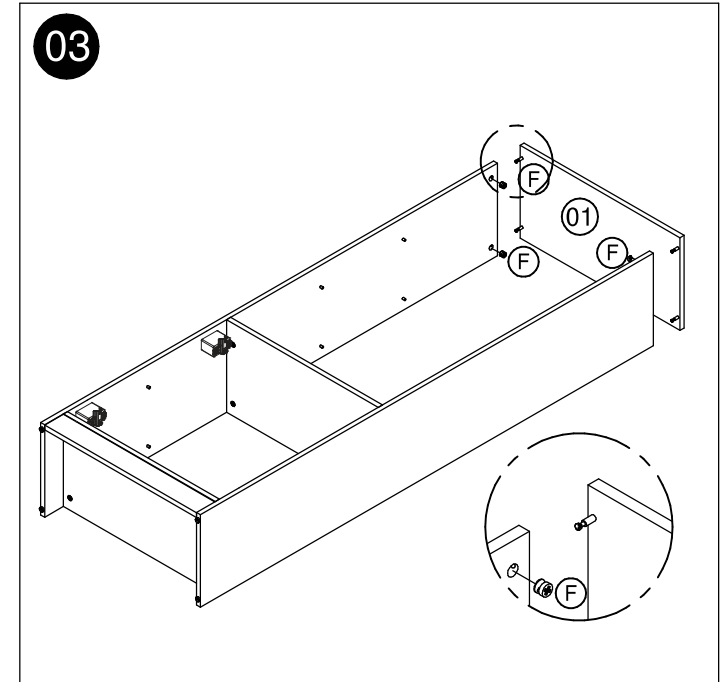
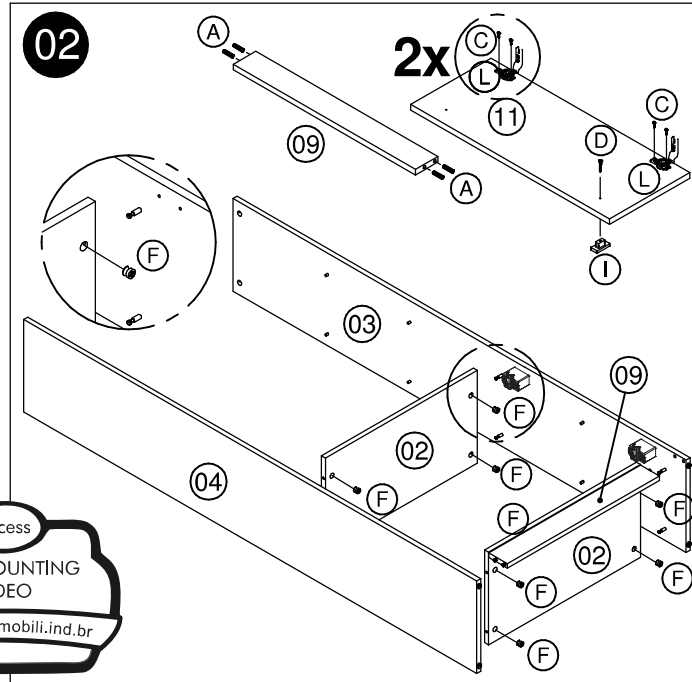
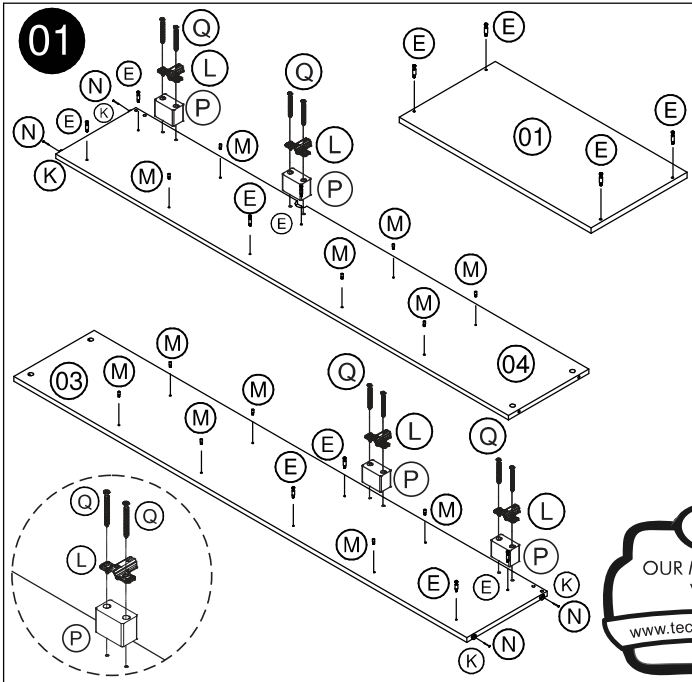
A	 Cavilha 8 x 30mm	04
B	 3,5 x 14mm CF	20
C	 3,5 x 16mm CC	08
D	 3,5 x 30 CP	02
E	 34 x 7mm Parafuso Minifix	12
F	 15 x 12mm Tambor Minifix	12
G	 7 x 5 x 14mm Malhete	04
H	 22 x 17 x 12mm Suporte Angular	10
I	 40 x 20 x 21mm Puxador Ponto	02
J	 Tapa Furo	04
K	 14 x 4mm Sapata Deslizadora	04
L	 Dobradiça Alta Calço Nº 12	04
M	 14 x 8 x 5mm Suporte Prateleira	12
N	 22 x 3mm Prego 10 x 10	45
O	 Perfil I 1609mm	01
P	 50 x 25 x 31mm Sapata Retangular	04
Q	 4,0 x 45mm CC	08



Revisão: 10
Data: 04/01/2018

Ferramentas | Tools | Herramientas





access
OUR MOUNTING VIDEO
www.tecnomobili.ind.br

