


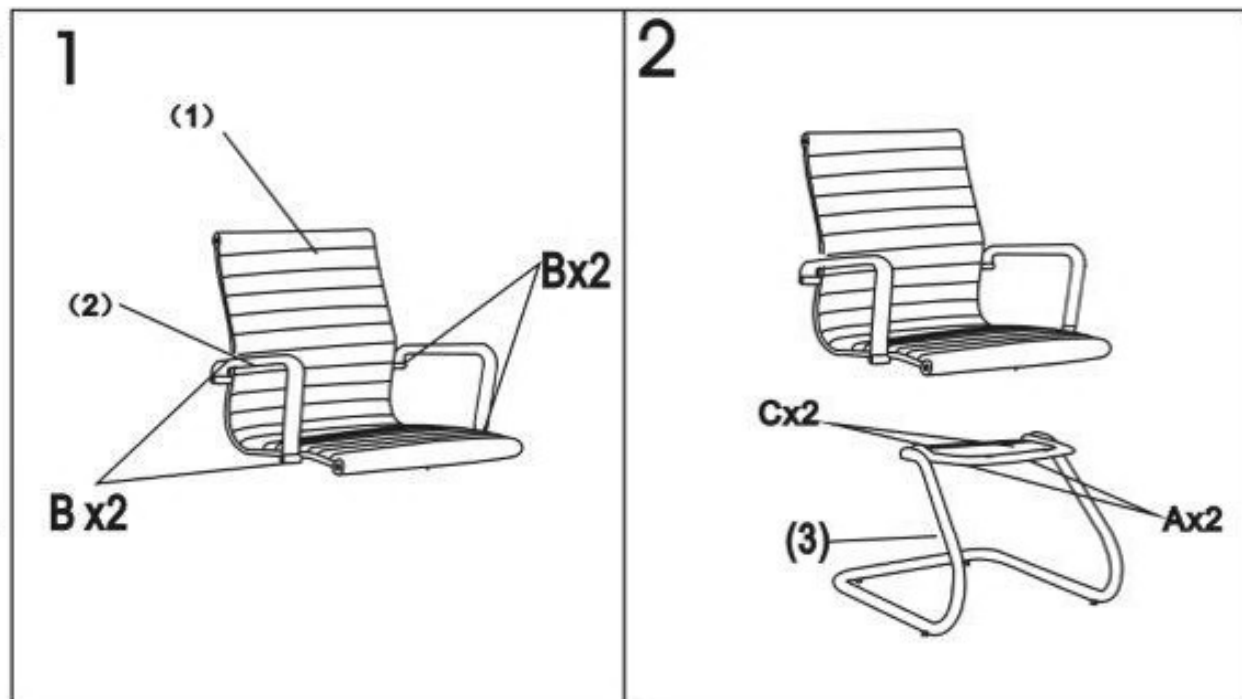


ASSEMBLY INSTRUCTION

(1)X1	(2) X1	(3)X1
		



Ax2  M8X35

Bx4  M8X45

Cx2  M8X16

M6 

It is important to assemble all parts so that the directional "Arrows" point in the same direction. Make certain that all screws are FULLY tightened before using the chair. Each month check all screws and tighten and that may have loosened.

Warning: Do not stand on the chair for any purpose. □

