

REF. 27815
REF. 27823

Dicas de Conservação / Maintenance Tips / Consejos de Mantenimiento

*Para limpar ou tirar manchas, utilize uma flanela umedecida em solução de água e álcool, na mesma proporção. Evite exposição ao sol.

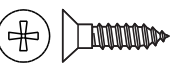


*To clean or remove stains, use a piece of flannel dampened with a water and alcohol solution, in the same proportion. Avoid direct sunlight.

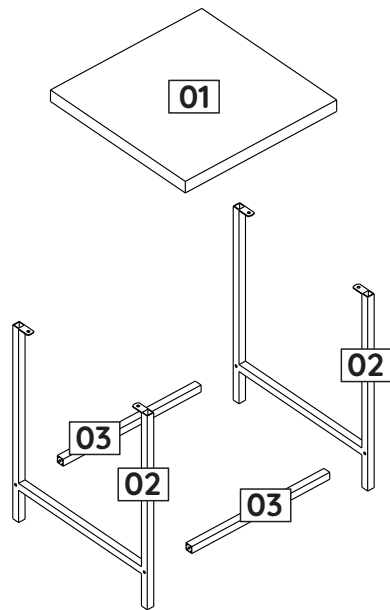
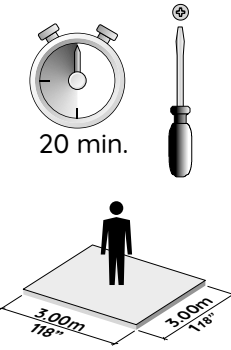
*Para limpiar o sacar manchas, utilice una flanela humedecida en solución de agua y alcohol, en la misma proporción. Evite la exposición directa al sol.

Monte o móvel como nós o produzimos: COM CARINHO.
Assemble the furniture as we produce it: WITH LOVE.
Armar el mueble como nosotros lo producimos: CON CARIÑO.

FERRAGENS / HARDWARE LIST / LISTA DE HERRAJES

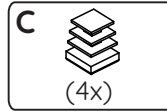
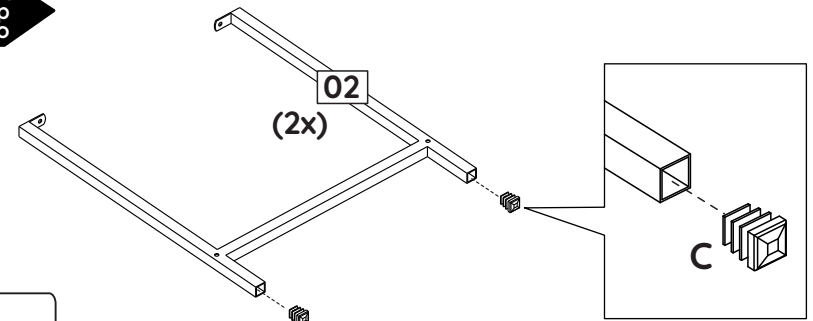
Os desenhos das ferragens são em escala real, então suas dimensões são iguais as das ferragens reais.
 The hardware drawings are full-scale, so their dimensions are the same as the actual hardware.
 Los dibujos de los herrajes son la escala real, por lo que sus dimensiones son las mismas que las del herraje real.

ID	IMAGEM DE REFERÊNCIA / IMAGE REFERENCE IMAGEN REFERENCIA	QUANTIDADE # OF PIECES CANTIDAD
A	 3,5 x 14mm	04
B	 M4 x 25mm	04
C		04

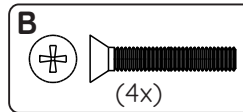
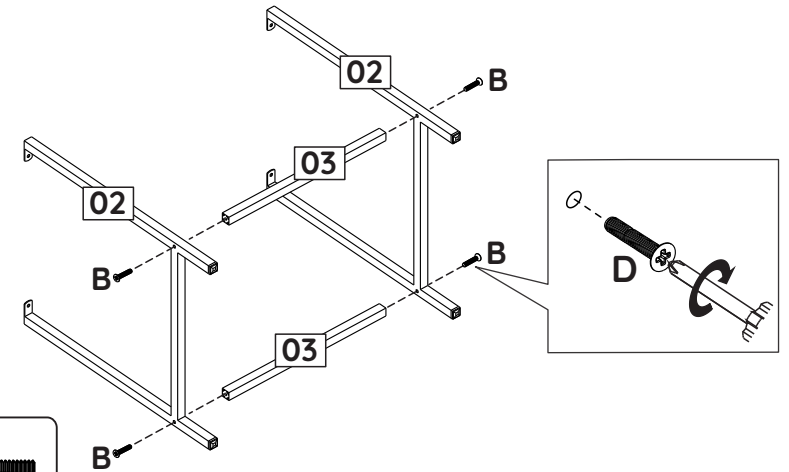


ID	Descrição / Description / Denominación	Quantidade # Of Pieces Cantidad	Dimensão (mm) Dimension (mm) Dimensión (mm)
01	Tampo/Top/Tapa	01	350x350x25
02	Lateral Metálica/Metallic Side/Lateral Metálica	02	420x349x15
03	Travessa Metálica/Metallic Traverse/Travesaño Metálico	02	319x15x15

1 Passo Step Paso



2 Passo Step Paso



3 Passo Step Paso

