



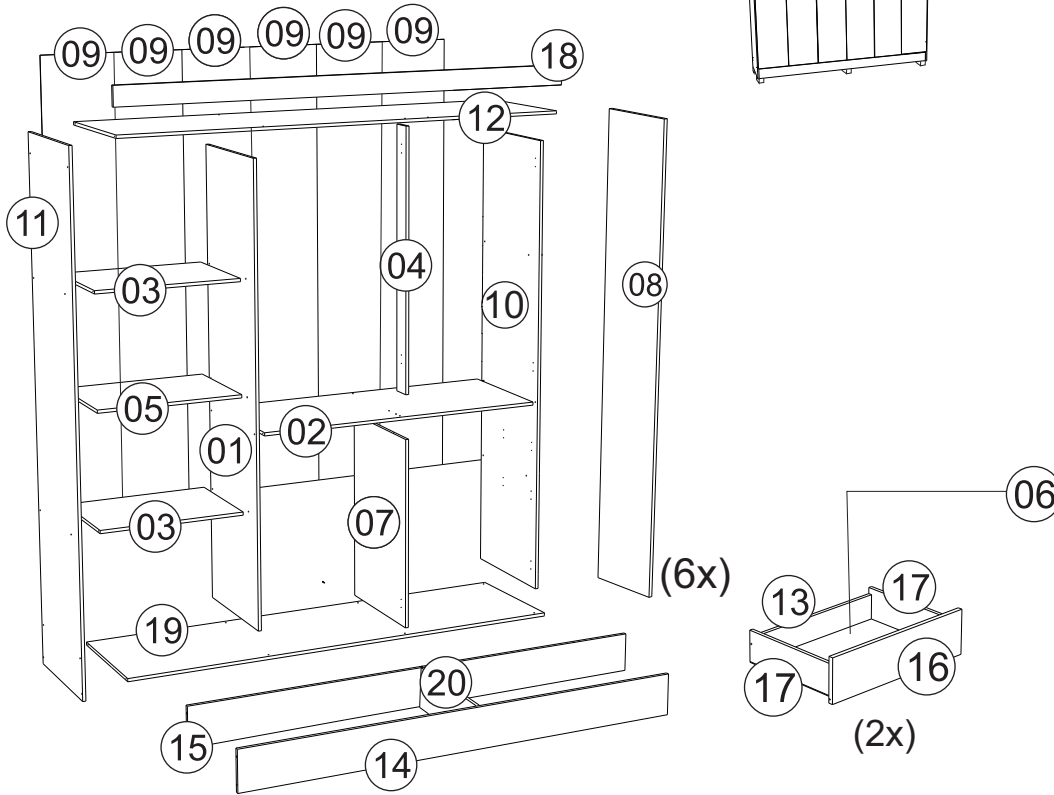
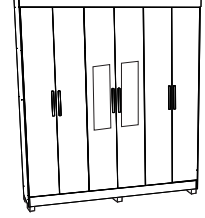
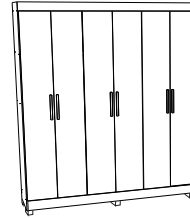
Rodovia SC-492 - Km 10 - B. Industrial  
89905-000 - Bandeirante - SC  
Fone: (49) 3622-4549  
e-mail: mxmoveis@mxmoveis.com.br

**Ref.RG192**

Roupeiro  
Ropero  
Closet  
TORINO  
6 PORTAS

**Ref.RG192.E**

Roupeiro  
Ropero  
Closet  
TORINO  
6 PORTAS





Nº	CÓDIGO CODE ASSISTÊNCIA ATTENDANCE	NOME DA PEÇA/DESCRIPCIÓN PIEZAS/DESCRIPTION PARTS	MEDIDAS (mm) MEASURES (mm)	QTD.	CINAMOMO OFF WHITE	CINAMOMO CINAMOMO	NERO NERO	BRANCO NEVE BRANCO NEVE
01	RG192.21.00	Lateral interna esq/Divisória interna/Inner side	1746x450x12	01	345918	345918	346021	345976
02	RG192.04.00	Base sob gaveta/Base/Shelf	1112x450x12	01	345915	345915	346018	345973
03	RG192.02.00	Base interna/Base interna/Shelf	550x385x12	02	345914	345914	346017	345972
04	RG192.06.00	Ripa batente frontal /Listones/Battens	1001x75x12	01	345889	345889	345999	345954
05	RG192.27.00	Prateleira/Base /Shelf	550x385x12	01	345919	345919	346022	345977
06	RG192.34.00	Forro gaveta/Revés cajón/Botton	475x355x2,5	02	345920	345920	346023	345978
07	RG192.20.00	Lateral interna ctl/Divisória interna/Inner side	733x450x12	01	345895	345895	346005	345960
08	RG192.25.00	Porta/Puerta/Door	1754x277x12	06	346095	345945	345997	345952
09	RG192.13.00	Forro/Revés/botton	1758x281x2,5	06	345890	345890	346000	345955
10	RG192.17.00	Lateral externa direita/Lateral derecha/Inner side	1990x450x12	01	345893	345893	346003	345958
11	RG192.18.00	Lateral externa esquerda/Lateral izquierda/Inner side	1990x450x12	01	345894	345894	346004	345959
12	RG192.05.00	Base superior/Base superior/Shelf	1674x450x12	01	346097	346097	346186	346174
13	RG192.29.00	Ripa traseiro de gaveta/Listón del cajón trasero/Rear drawer slat	451x80x12	02	345896	345896	346006	345961
14	RG192.30.00	Rodapé frontal/Zócalo delantero/Front panel	1674x150x12	01	345897	345897	346007	345962
15	RG192.32.00	Rodapé traseiro/Zócalo de atrás/Border back	1674x150x12	01	345899	345899	345899	345899
16	RG192.14.00	Frente gaveta/Frente cajón/Drawer front	502x163x12	02	345891	345891	346001	345956
17	RG192.15.00	Lateral de gaveta/ Lado del cajón/ Drawer side	350x100x12	04	345939	345939	346002	345957
18	RG192.07.00	Chapéu/Detalle superior/Hat	1698x75x12	01	345917	345917	346020	345975
19	RG192.01.00	Base inferior/Base/Shelf	1674x450x12	01	345913	345913	346016	345971
20	RG192.31.00	Rodapé interno/Zocalo interno/Internal baseboard	426x150x12	01	345898	345898	345898	345898


PARA A VERSÃO COM ESPELHO (RG192.E)

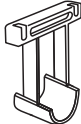
21	13475	Kit espelho	867X179X3	01				
----	-------	-------------	-----------	----	--	--	--	--


# Ferragens/Herrajes/Hardware

**A**  **18x**  
Cód 873  
Cavilha/Clavija/Peg Ø 6,0x30mm


**B**  **38x**  
Cód 691  
Parafuso/Tornillo/Screw 3,5x40mm Chat

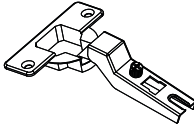
**C**  **44x**  
Cód 11413  
Parafuso/Tornillo/Screw 3x12mm Chat

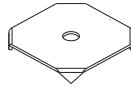
**D**  **01x**  
13473  
13472  
Cód 13471  
Suporte cabideiro/Suporte U /Closed bracket


**E**  **88x**  
Cód 7604  
Parafuso/Tornillo/Screw 4x12mm Chat


**F**  **18x**  
Cód 12539  
Calço dobradiça/Calzo de visagra/ Chock to hinge


**G**  **01x**  
Cód 8255  
Bisnaga cola/tubo de pegamento/glue tube

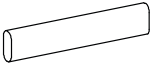
**H**  **18x**  
Cód 10269  
Calço dobradiça/Calzo de visagra/ Chock to hinge

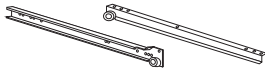
**I**  **15x**  
Cód 7169  
Fixador costa/Ujetador de orilla/Shore fastener

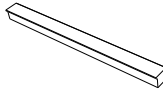
**J**  **132x**  
Cód 822  
Prego/Clavo/Nail


**K**  **04x**  
Cód 13468  
Suporte cabideiro/Suporte de suspensión/ hanger support


**L**  **10x**  
Cód 7168  
Cantoneira metálica/ângulo metálico Metal angle bracket

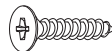
**M**  **02x**  
Cód 13338  
Cabideiro/Tendeeiro/Wooden hanger 552mm

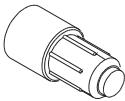
**N**  **02x**  
Cód 594  
Corrediças/Diapostivas/Slides

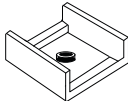
**O**  **06x**  
Cód 13461  
Cód 13460  
Puxador/Manija/Puller


**P**  **02x**  
Cód 591  
Parafuso/Tornillo/Screw 3,5X20mm Chat

**Q**  **01x**  
Cód 13467  
Cód 13566  
Cód 13465  
Perfil 1001mm


**R**  **08x**  
Cód 9567  
Parafuso/Tornillo/Screw 3X22mm Chat

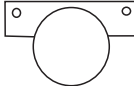
**S**  **04x**  
Cód 790  
Suporte prateleira


**T**  **06x**  
Cód 800  
Sapata 12x12/zapata/shoe


**U**  **03x**  
Cód 13463  
Cód 13462  
Cód 13458  
Perfil 1758mm

**V**  **08x**  
Cód 728  
Distanciador

**W**  **12x**  
Cód 692  
Parafuso/Tornillo/Screw 3,5X25mm Chat

**X**  **18x**  
Cód 10483  
Distanciador de dobradiça / Distanciador de Visagra

**Y**  **06x**  
Cód 821  
Prego 12x12/Clavo/Nail

**Z**  **01x**  
Cód 2679  
Cabideiro/Tendeeiro/Wooden hanger 540mm



Medidas em mm  
Measures in mm  
Mesuras en mm

Obs: a régua serve para medição da ferragem.  
Nota: la regla se utiliza para medir el hardware.  
Note: the ruler is used to measure the hardware.

# 01

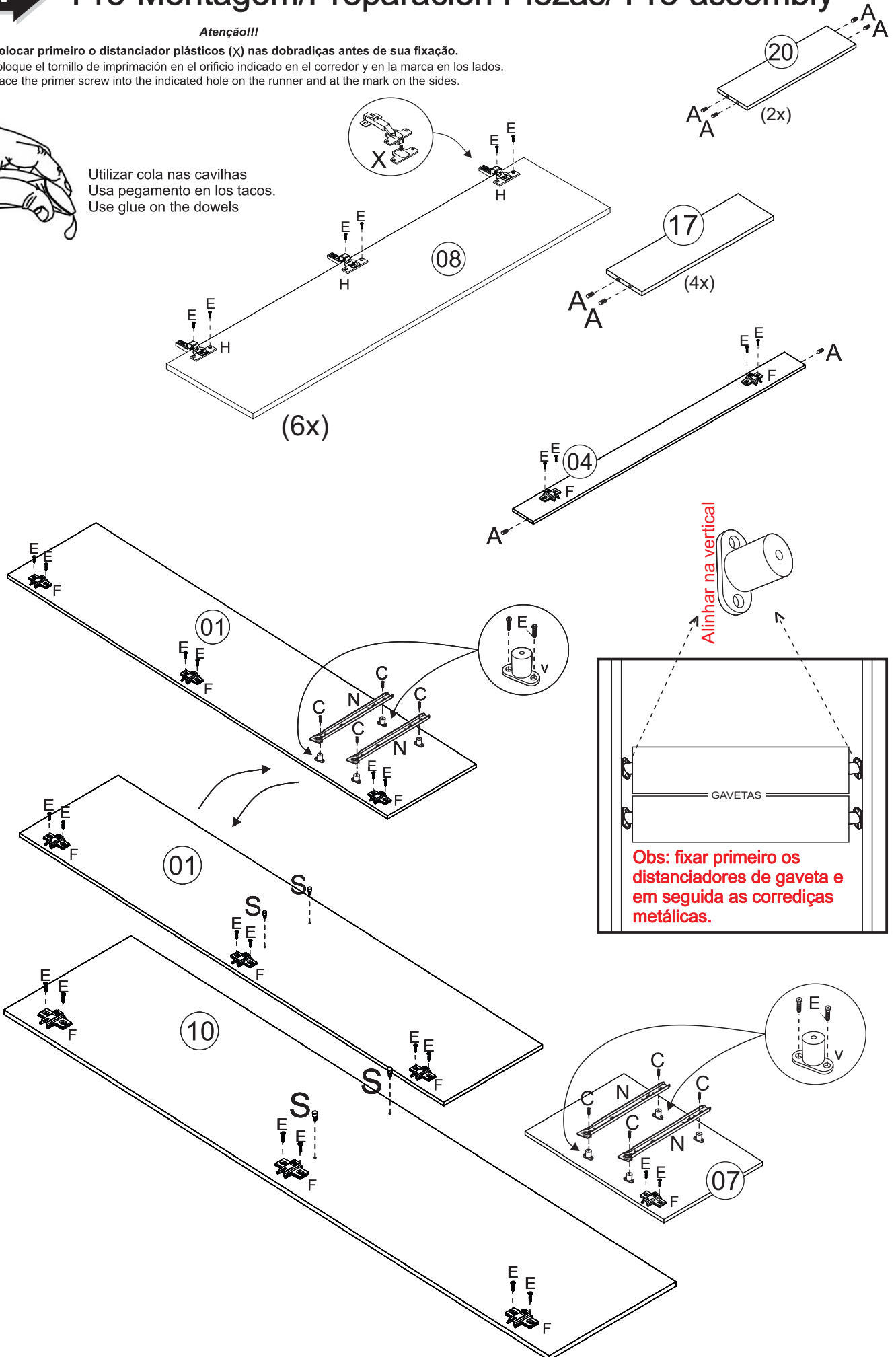
## Pré-Montagem/Preparación Piezas/ Pre-assembly

Atenção!!!

Colocar primeiro o distanciador plástico (X) nas dobradiças antes de sua fixação.  
Coloque el tornillo de imprimación en el orificio indicado en el corredor y en la marca en los lados.  
Place the primer screw into the indicated hole on the runner and at the mark on the sides.



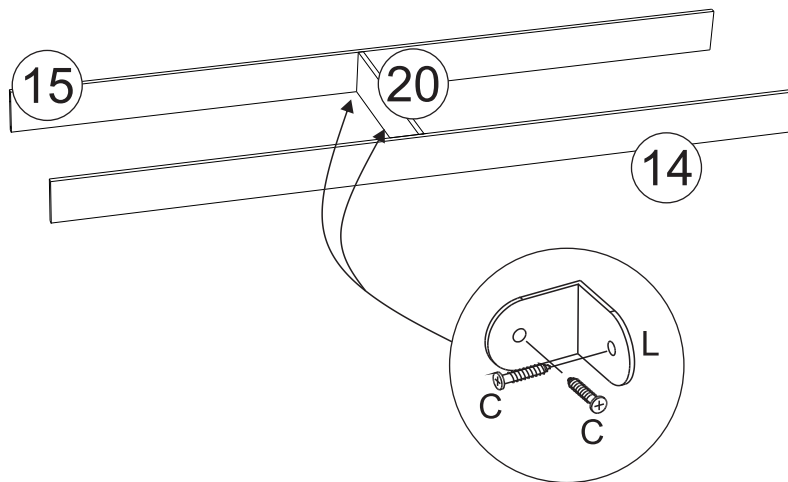
Utilizar cola nas cavilhas  
Usa pegamento en los tacos.  
Use glue on the dowels



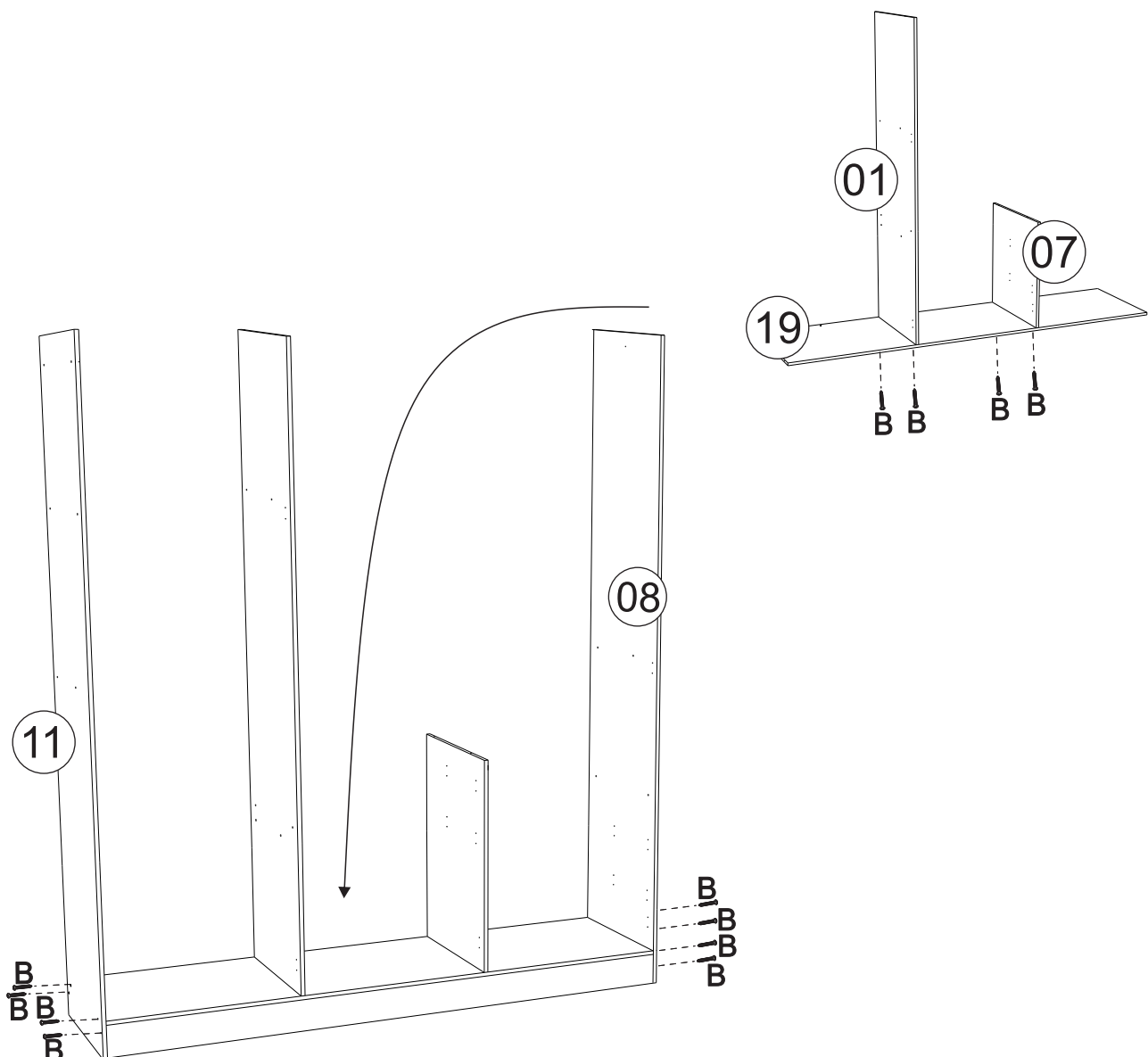
Obs: fixar primeiro os distanciadores de gaveta e em seguida as corredeiras metálicas.

## 02 → Montagem/Montaje/Assembly

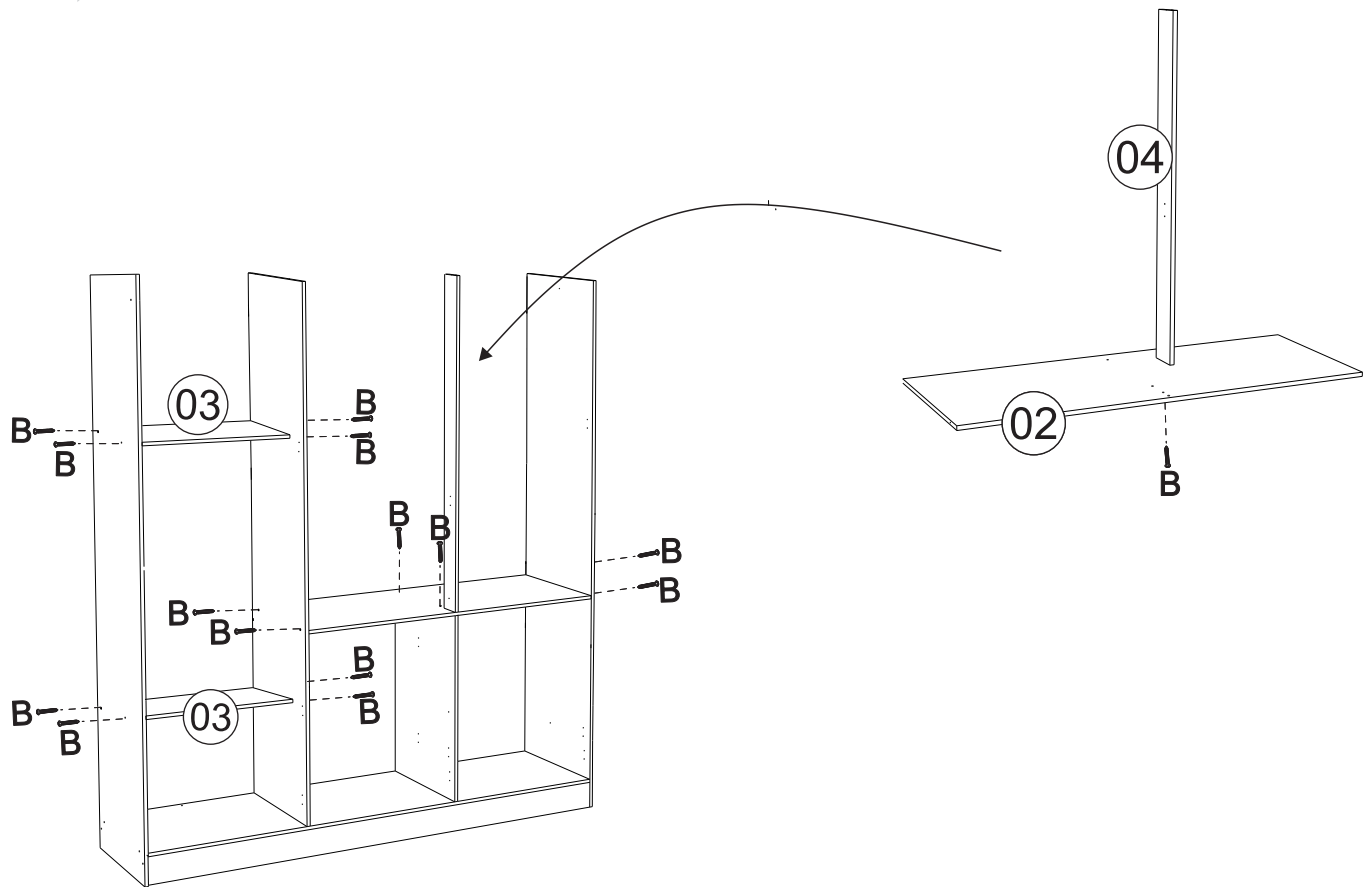
Obs: Roupeiro montado deitado.  
Nota: Armario empotrado tumbado.  
Note: Fitted wardrobe lying down.



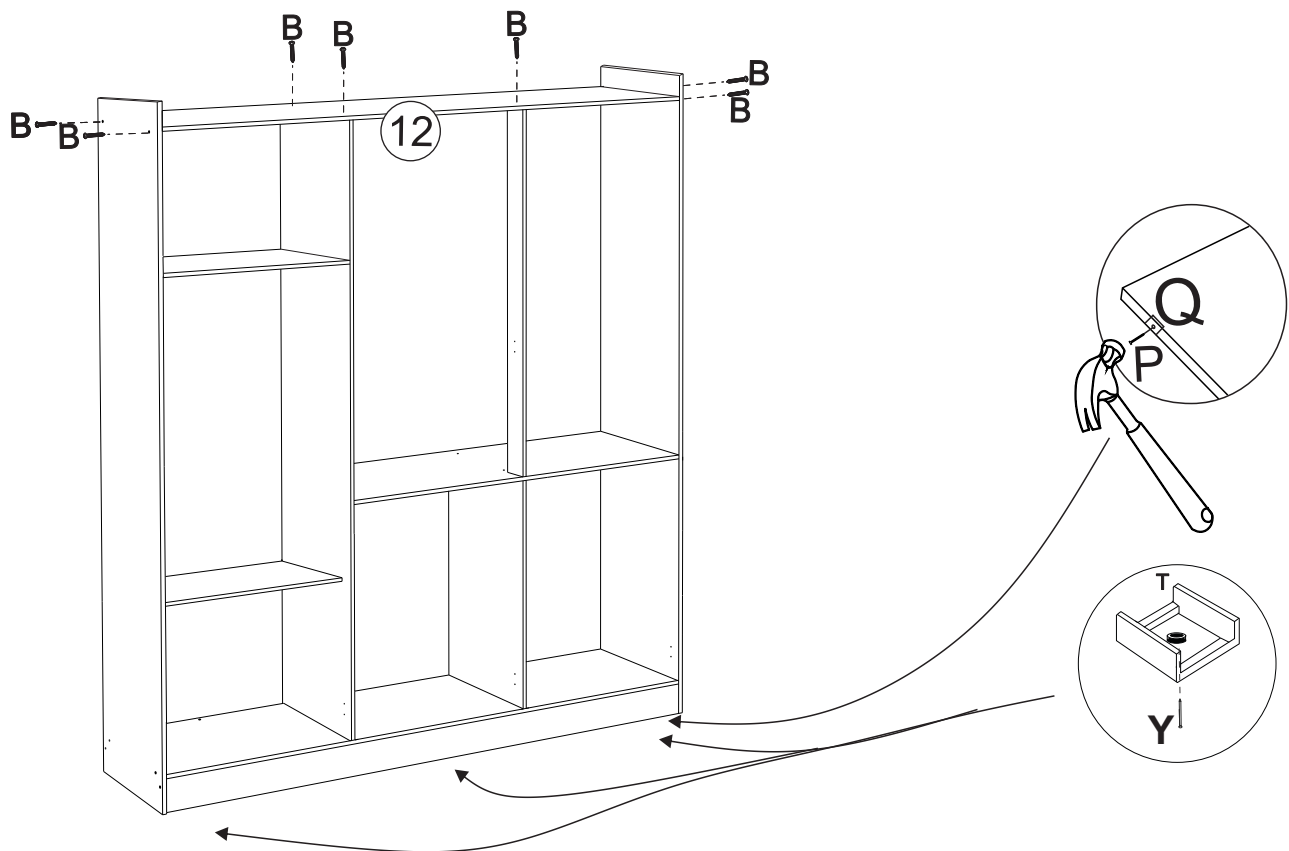
## 03 → Montagem/Montaje/Assembly



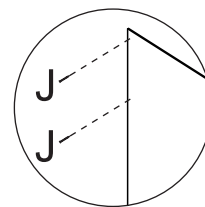
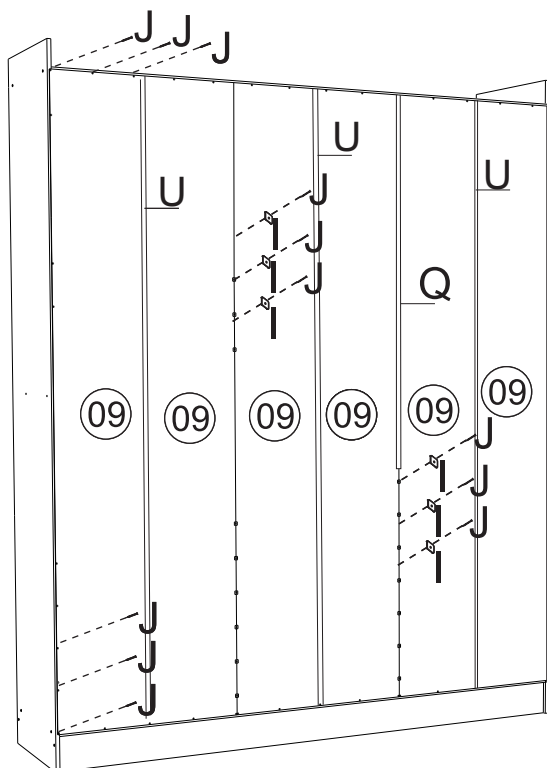
## 04 Montagem/Montaje/Assembly



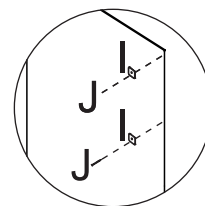
## 05 Montagem/Montaje/Assembly



## 06 Montagem/Montaje/Assembly



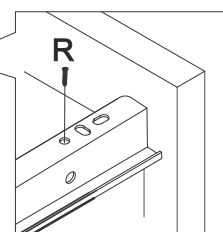
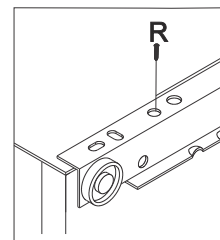
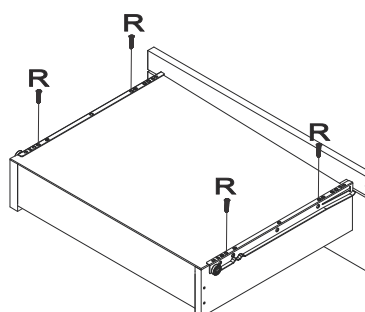
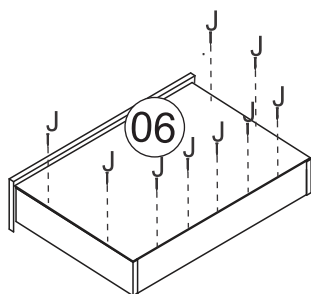
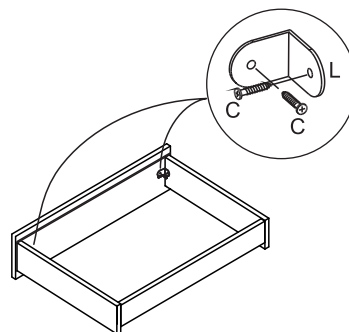
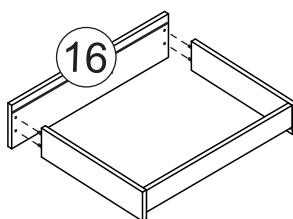
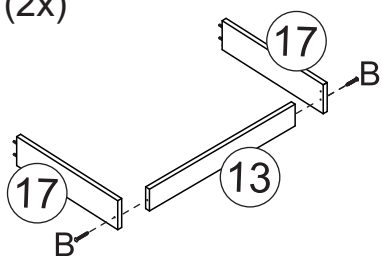
\*Colocar um prego (J) a cada 150mm  
 \*Colocar un clavo cada (J) 150mm  
 \*Place a nail every (J) 150mm



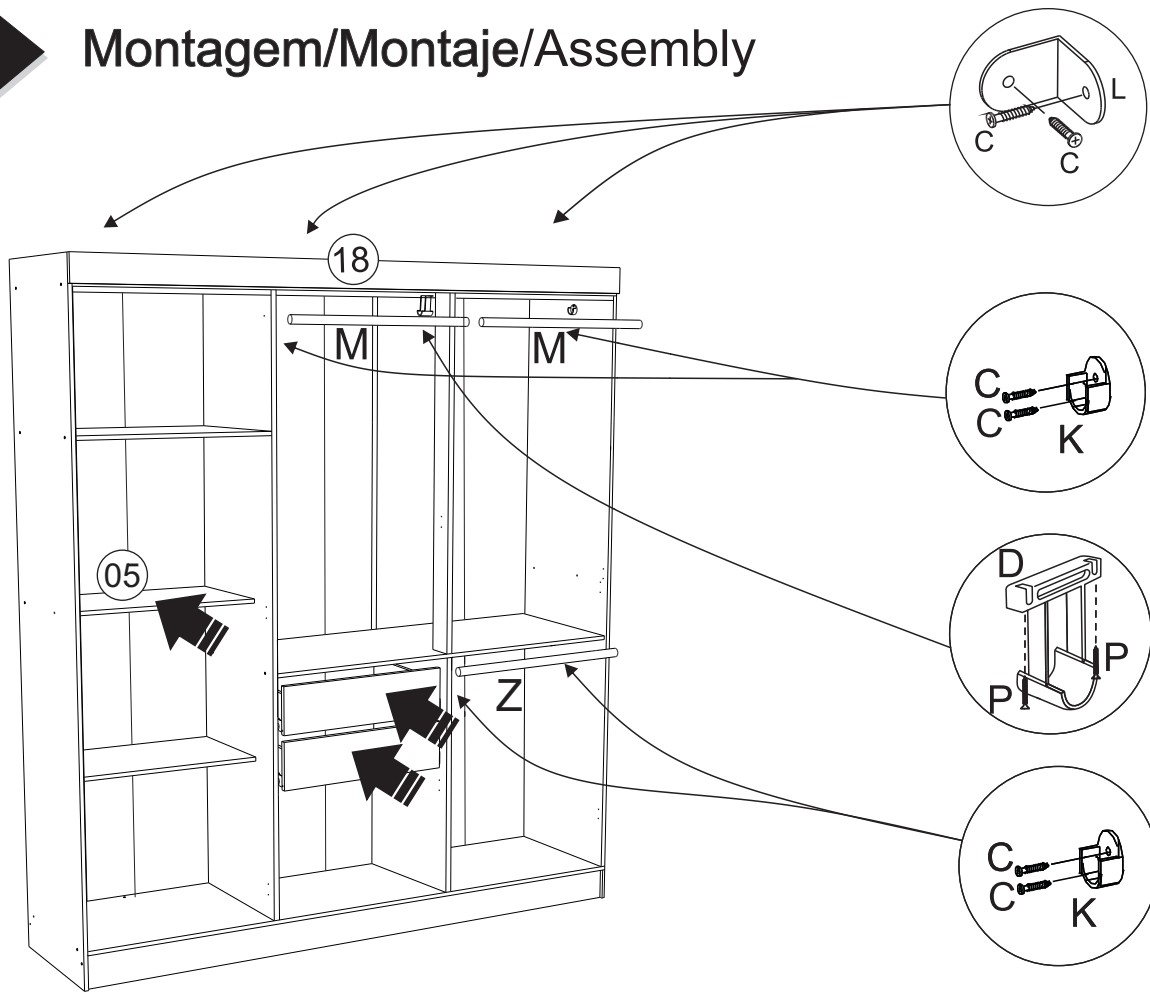
\*Usar o prego (J) e a junção (I) a cada 150mm  
 \*Usar el clavo (J) y la junta (I) cada 150mm  
 \*Use the nail (J) and the joint (I) every 150mm

## 07 Montagem/Montaje/Assembly

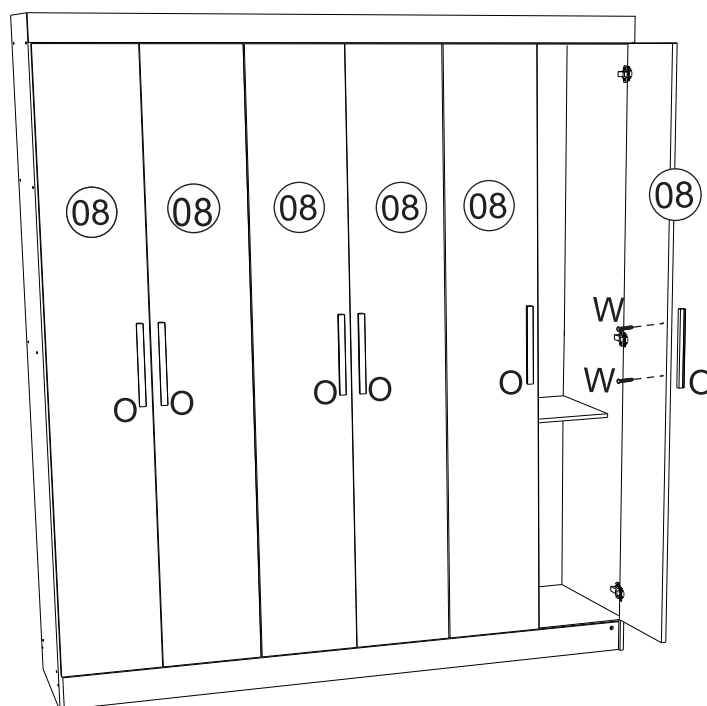
(2x)



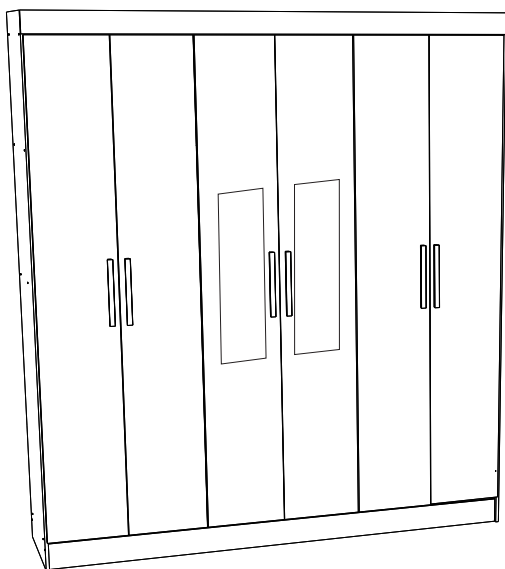
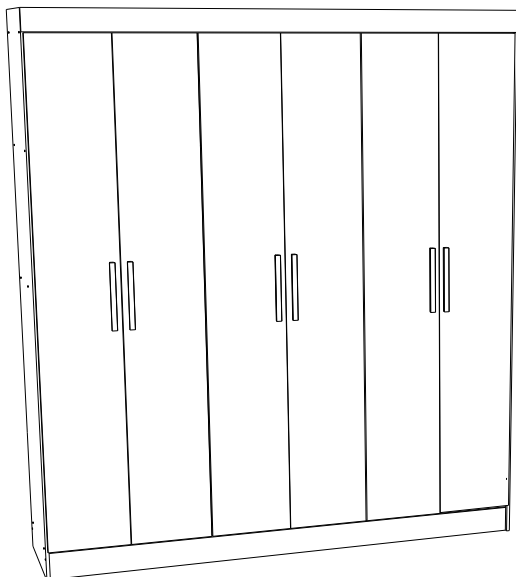
## 08 Montagem/Montaje/Assembly





## 09 Montagem/Montaje/Assembly




10



  
**Giz para madeira** Produto para ser aplicado em caso de riscos na superfície.

  
**Giz para madeira** Product to be applied in case of scratches on the surface.

  
**Giz para madeira** Producto para ser aplicado en caso de rayas en la superficie.

