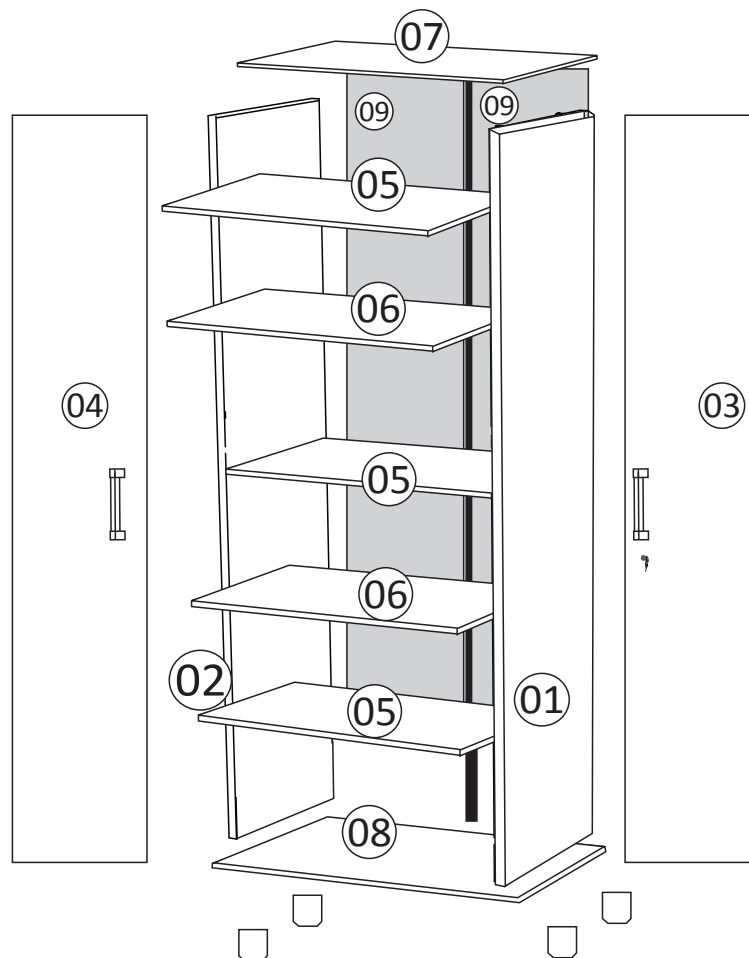


COD.	DESCRIÇÃO	QTD.	ILUSTRAÇÃO
A	PARAFUSO 4X35	12	
B	PARAFUSO 3,5X30 Pé	04	
C	PARAFUSO 3,5X12	28	
D	CAVILHA 6C30	08	
E	PREGO 8X8	30	
F	DOBRADIÇA A 2	06	
G	PUXADOR COZINHA	02	
H	PÉ MENOR	04	
I	FECHADURA C/ CHAVE	01	
J	TRINCO	01	
K	PERFIL H	01	
L	SUPORE PRATELEIRA	12	
M	PARADA EM L	01	
N	PARAFUSO 3,5X20	02	
O	PARAFUSO 3,5X25 PUX.	04	




LEGENDA		DIMENSÃO			
Nº PEÇA	DESCRIÇÃO	QTD	COMPR.	LARG.	ESPES.
01	LAERAL DIREITA	01	1830	385	15MM
02	LATERAL ESQUERDA	01	1830	385	15MM
03	PORA DIREITA	01	1825	297	12MM
04	PORTA ESQUERDA	01	1825	297	12MM
05	PRATELEIRA MÓVEL	03	584	338	12MM
06	PRATELEIR FIXA	02	584	385	12MM
07	TAMPO SUPERIOR	01	615	403	12MM
08	BASE	01	615	403	12MM
09	FUNDO	02	1850	298	03MM

Manual de Montagem



ORGANIZADOR CORDOBA

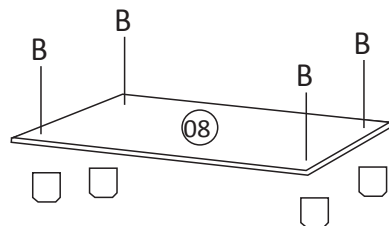
Abra a caixa no local de montagem.



Utilize o papelão como proteção. Disponha as peças de modo prático.

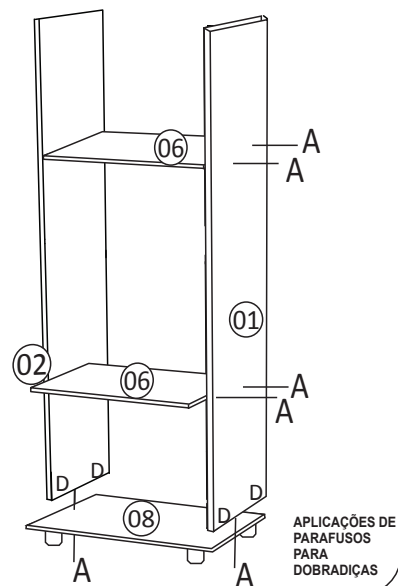


1 MONTAGEM PASSO A PASSO

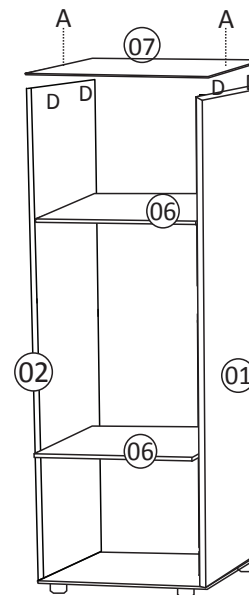


UTILIZE FERRAMENTA
CORRESPONDENTE
(FENDA OU PHILIPS)

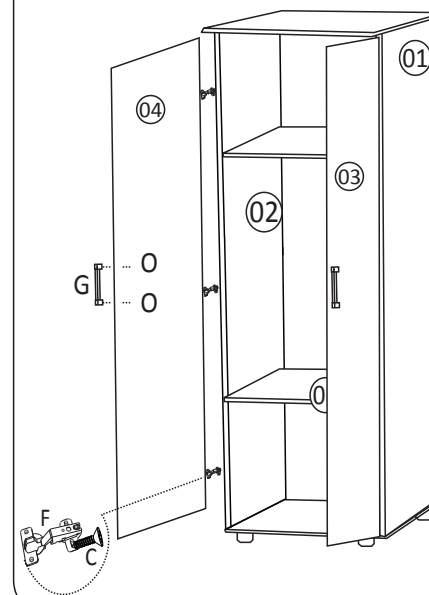
2



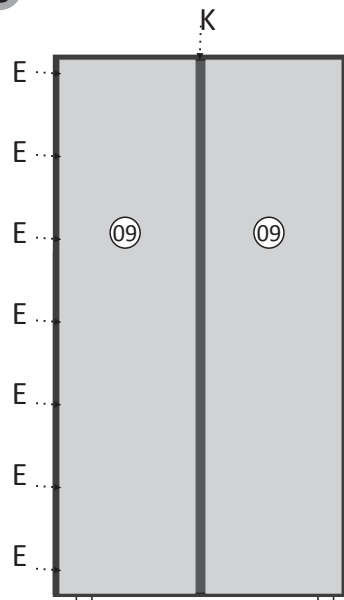
3



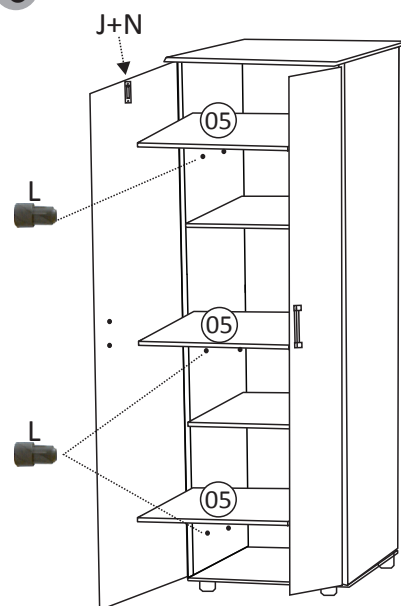
4



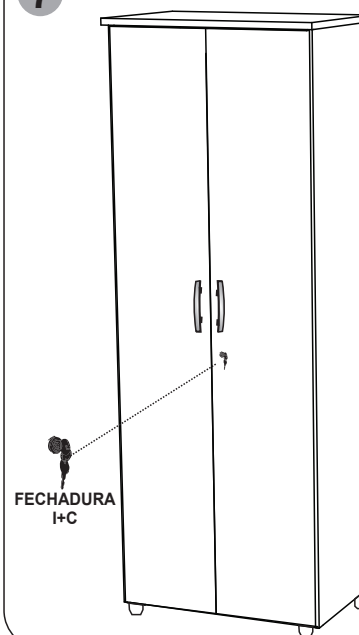
5 VISTA TRASEIRA



6




7



7

MÓVEL PRONTO



ORGANIZADOR CORDOBA