emovell

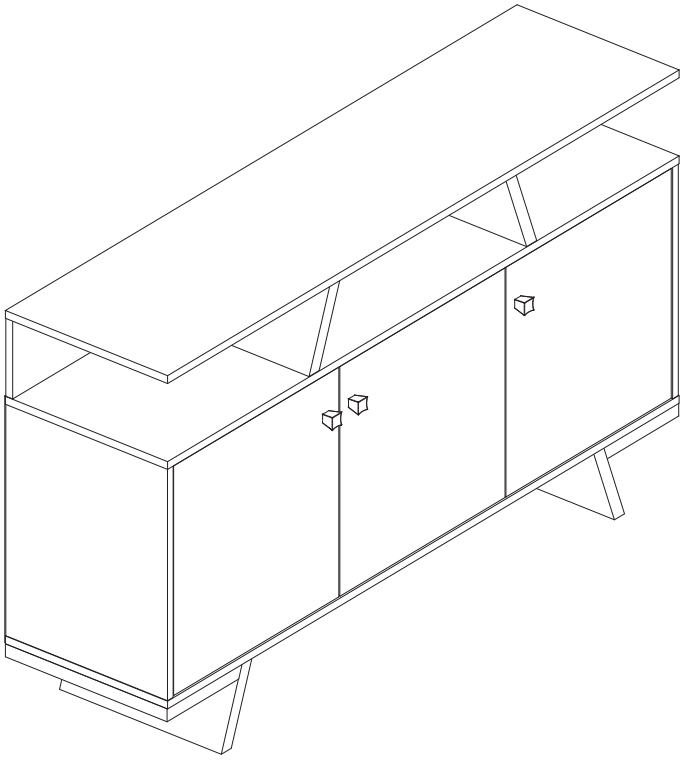

REF B157



Manutenção e Limpeza:
Use pano levemente umedecido com água, seguido de pano seco. Nunca utilize produtos químicos ou abrasivos.

Maintenance and Cleaning:
Use a cloth slightly dampened with water, followed by a dry cloth. Never use chemicals or abrasives.

Mantenimiento y limpieza:
Use un paño ligeramente humedecido con agua, seguido de un paño seco. Nunca use productos químicos o abrasivos.

Rua José Benedeti, nº 1620 - Fone: +55 (054) 2105-8400 - +55 (054) 99614-6360
CEP: 95706-500 - Bento Gonçalves - RS - Site: www.emovell.com.br - E-mail: comercial@emovell.com.br

Rev.00 - 30/06/2025

FERRAGENS / HARDWARE LIST / LISTA DE HERRAJES



ATENÇÃO!!!
Em caso de uso de parafusadeira comece com um torque bem leve e vá aumentando até achar o ideal. Aperte somente até travar. Torque excessivo pode espanar o parafuso e danificar a peça comprometendo sua correta fixação.

ATTENTION!!!
If using a screwdriver, start with a very light torque and increase until you find the ideal. Press only until it locks. Excessive torque can strip the bolt and damage the part, compromising its correct fixation.

ATENCIÓN!!!
En caso de utilizar un destornillador, comience con un torque muy ligero y vaya aumentando hasta encontrar el ideal. Presione solo hasta que se detener. Torsión excesivo puede desempolvar el tornillo y dañar la pieza, comprometiendo su correcta fijación.

LOC.	IMAGEM / IMAGE / IMAGEN	QUANTIDADE # OF PIECES CANTIDAD
A	 8x30mm	24
B	 8x20mm	08
C		12
D		12
E	 5,0x60mm	06
F	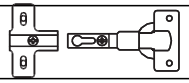 Dobradiça com calço 3 Hing With wedg 3 Bisagra con cuña 3	02
G	 4,0x25mm	02
H	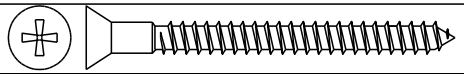 4,0x40mm	10
I	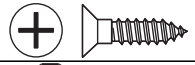 3,5x14mm	24
J	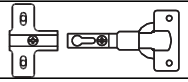 Dobradiça com calço 7 Hing With wedg 7 Bisagra con cuña 7	04
K		06
L	 Perfil/Profile/Perfil	03
M		56

11

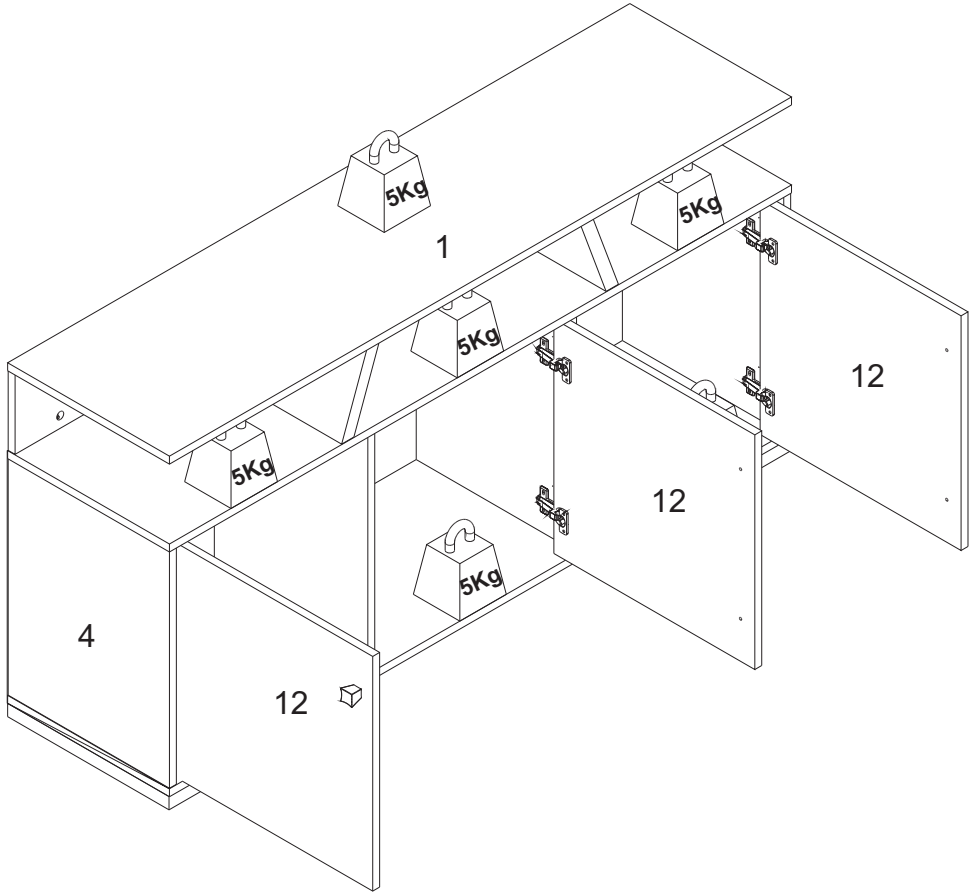

PESO MÁXIMO SUPORTADO
MAXIMUM WEIGHT SUPPORTED
PESO MAXIMO SOPORTADO

10

Porta do meio calço 3 Portas laterais calço 7.
Mid door wedge 3 Side doors wedge 7.
Cuña de la puerta central 3 Cuña de las puertas laterales 7.

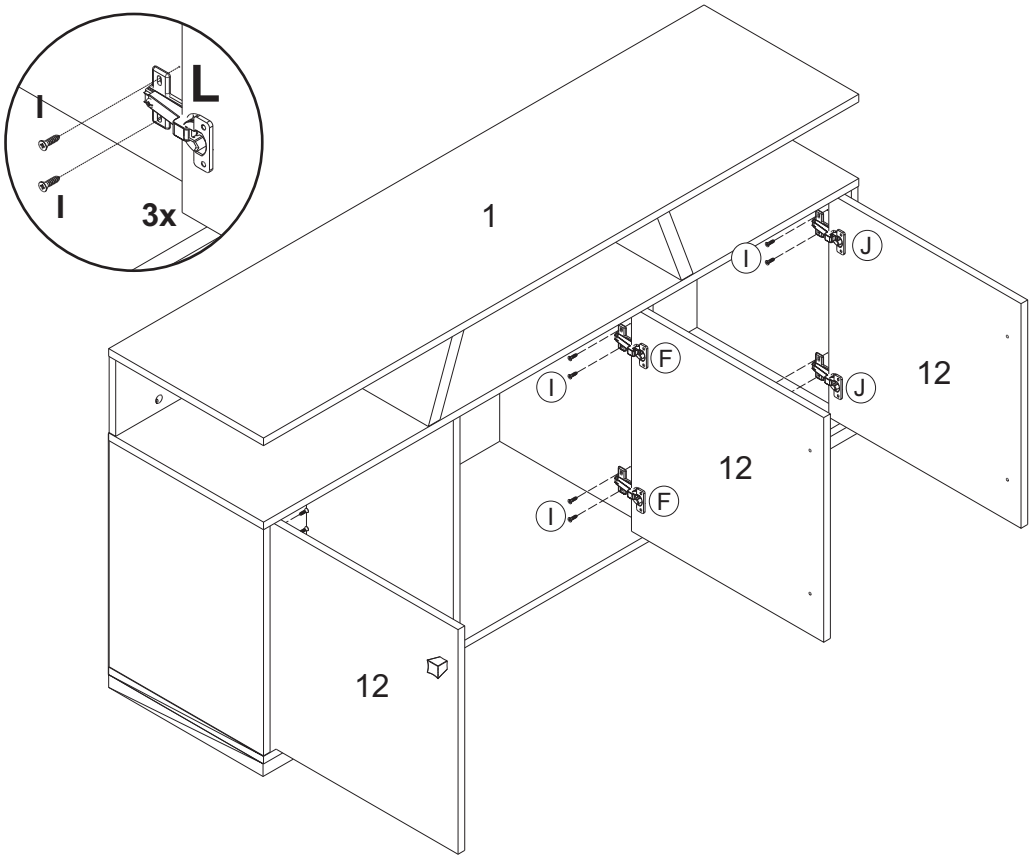

O	4,0x25mm	03
P		06
Q		03
R	4,0x35mm	08
S		02
T		03

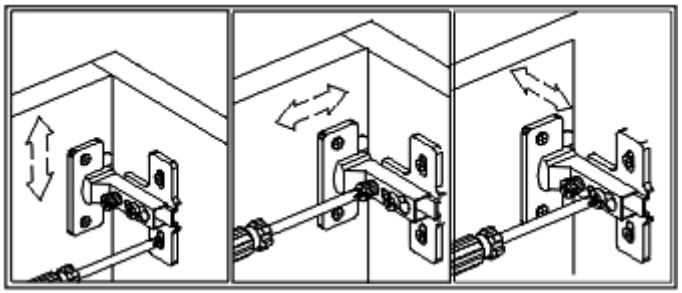

I (12x)

PARTES DO PRODUTO / PRODUCT PARTS / PARTES DEL PRODUCTO

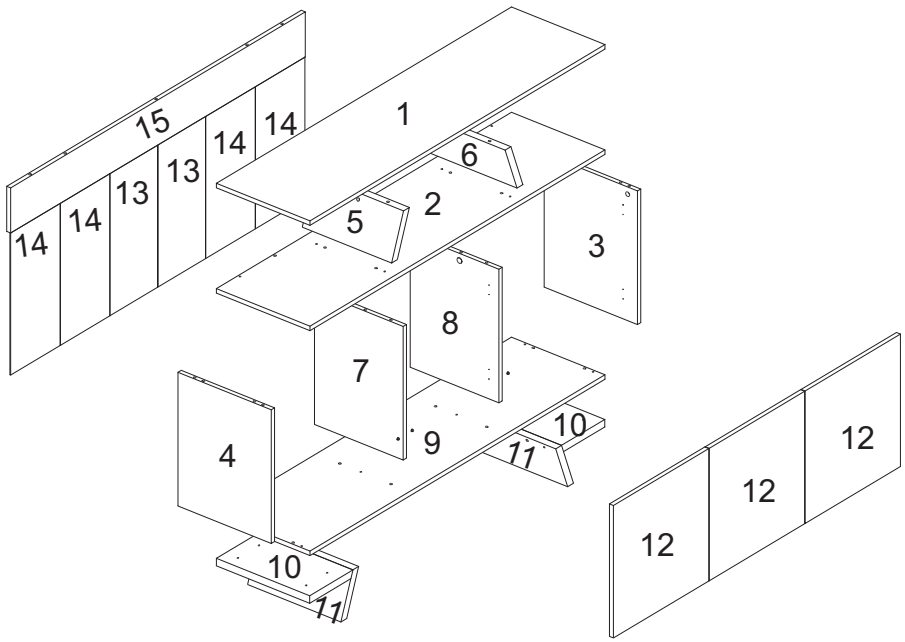

Loc.	Descrição / Description / Denominación	mm	Quantidade # Of Pieces Cantidad
1	Tampo/Top/Tapa	1350x350x15	01
2	Tampo Intermed/Intermediate Top/Tapa Intermedio	1350x350x15	01
3	Lateral Direita/Right Side/Lateral Derecha	445x350x15	01
4	Lateral Esquerda/Left Side/Lateral Ezquierda	445x350x15	01
5	Div Esq Sup/Upper Left Division/Division Arriba Izquierda	335x169x25	01
6	Div Dir Sup/Upper Right Division/Division Arriba Derecha	335x169x25	01
7	Div Esq Inf/Lower Left Division/Division Abajo Izquierda	445x333x15	01
8	Div Dir Inf/Lower Right Division/Division Abajo Derecha	445x333x15	01
9	Base/Base/Base	1350x350x15	01
10	Base Externa/External Base/Base exterior	198x350x25	02
11	Pés/Shoes/Pies	169x350x25	02
12	Porta/Door/ Puerta	441x225x15	03
13	Costa Menor/Smaller Back/ Costa Más Pequena	473x436x15	02
14	Costa Maior/Bigger Back/ Costa Más Grande	473x226x15	04
15	Costa Superior/Upper Back/ Costa Más Pequenã	1348x150x15	01

8

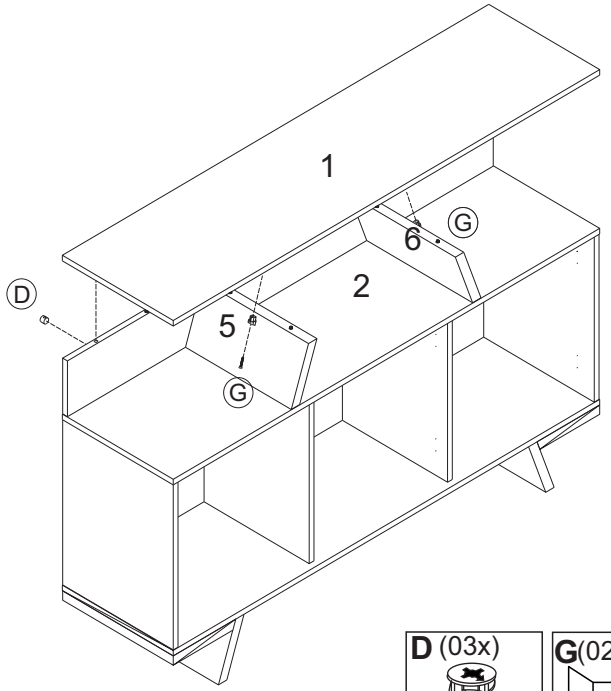

D (03x)



G(02x)

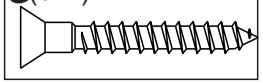

9

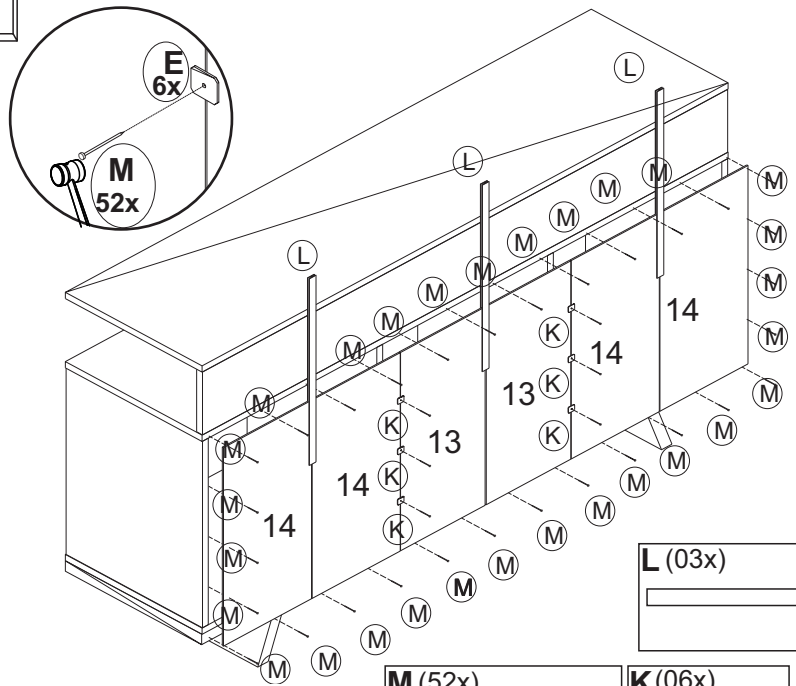

L (03x)

M (52x)

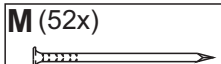

K(06x)



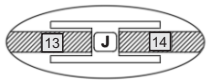

1

PRÉ-MONTAGEM/ PRE-ASSEMBLY/ PRE-ARMADO

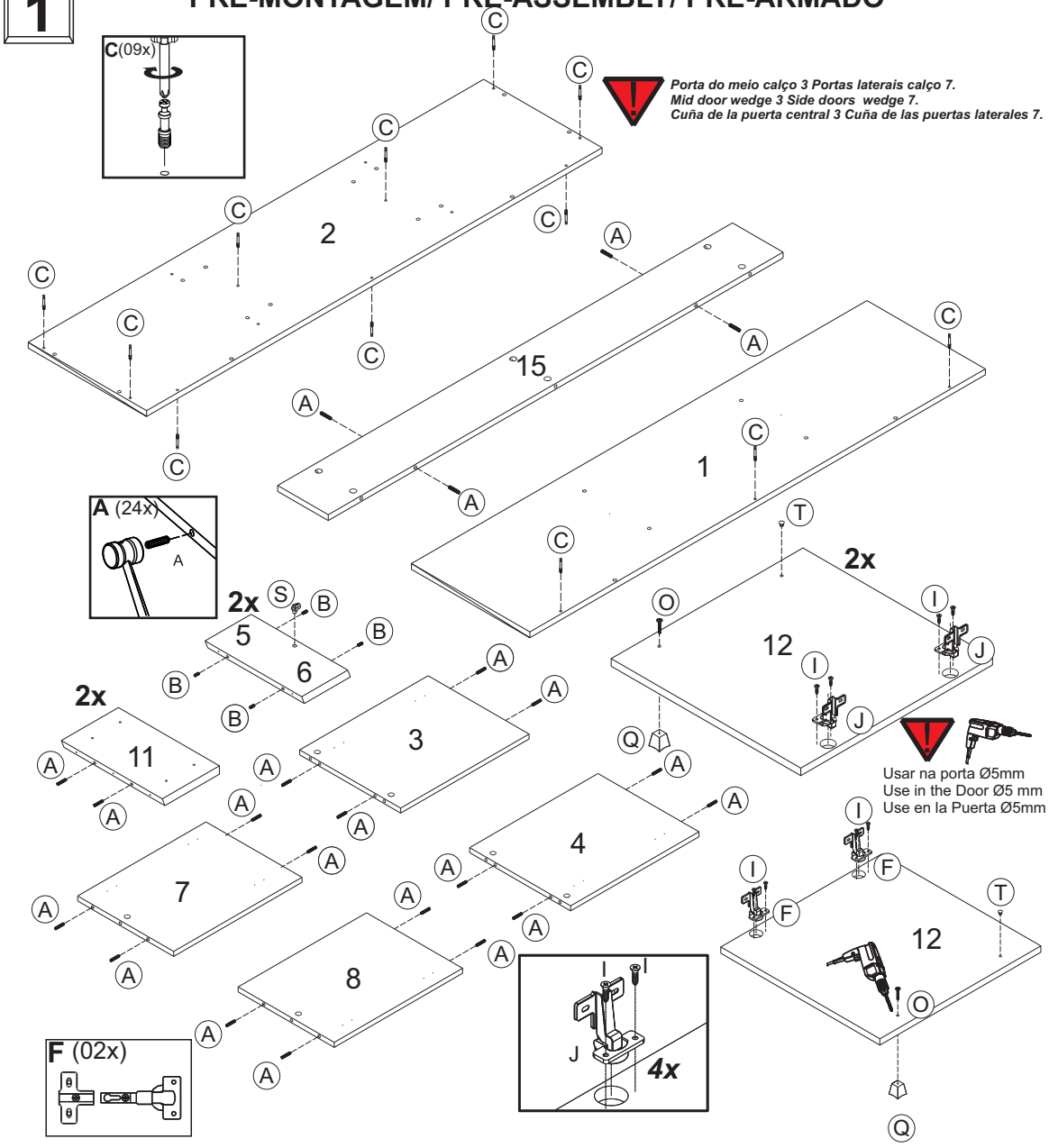

6

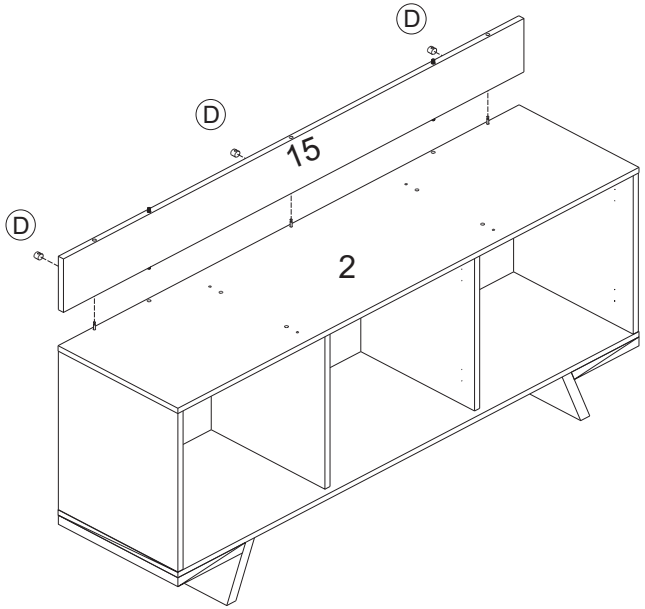

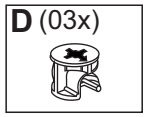

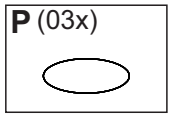

7

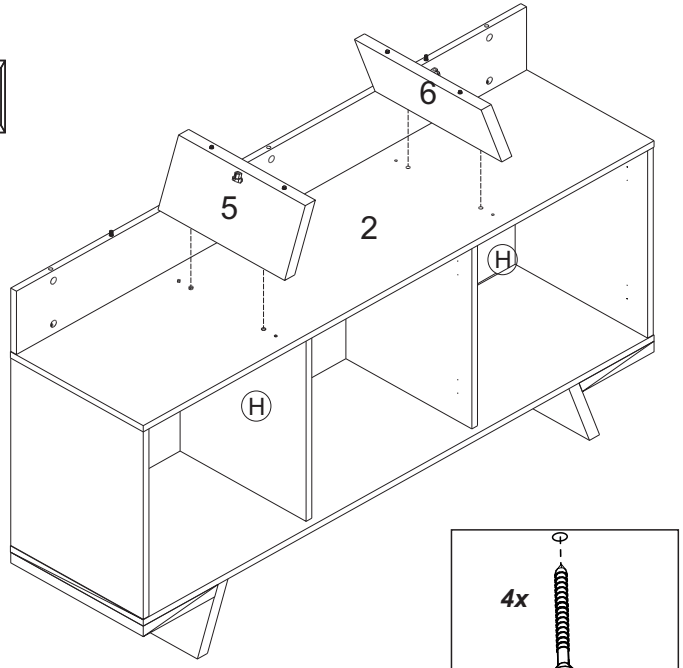

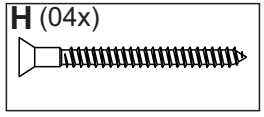

2

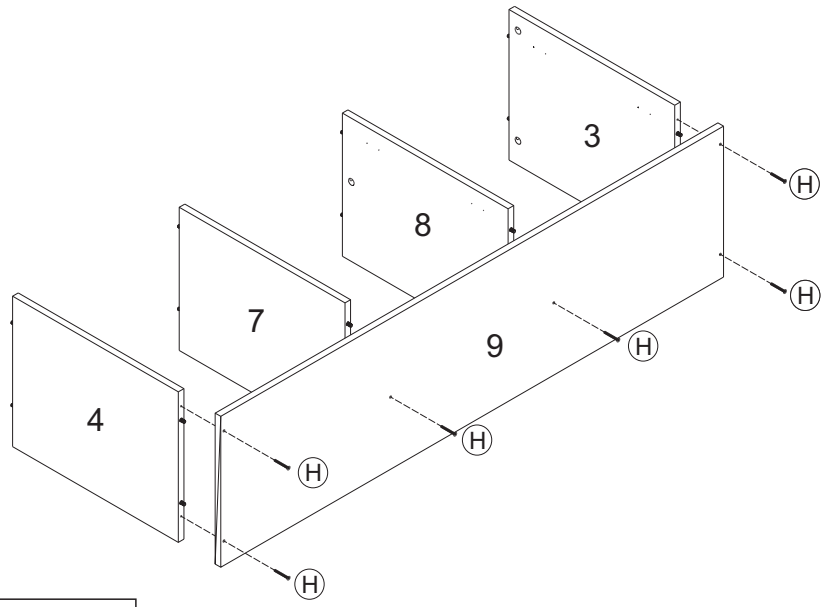

H (06x)



3

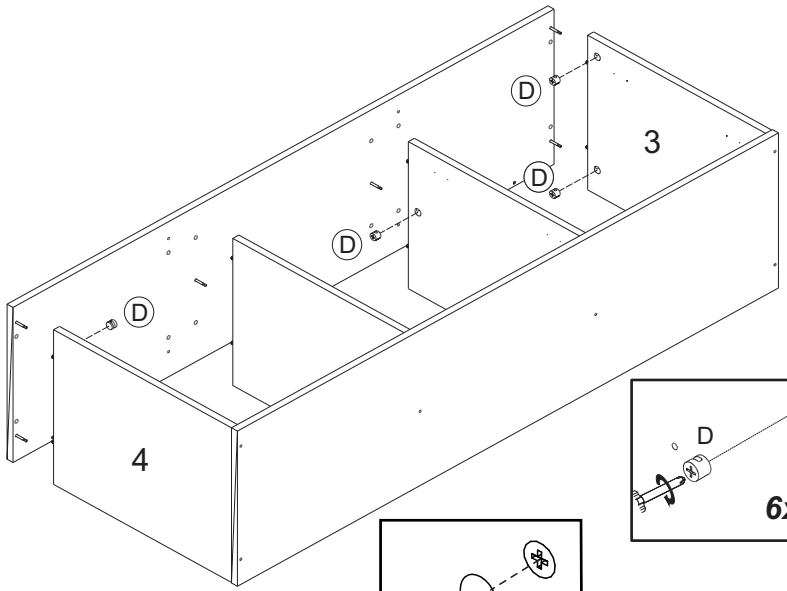

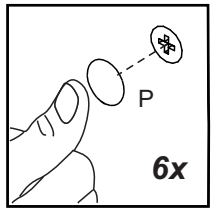

P (06x)

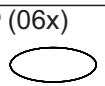

D (06x)



4

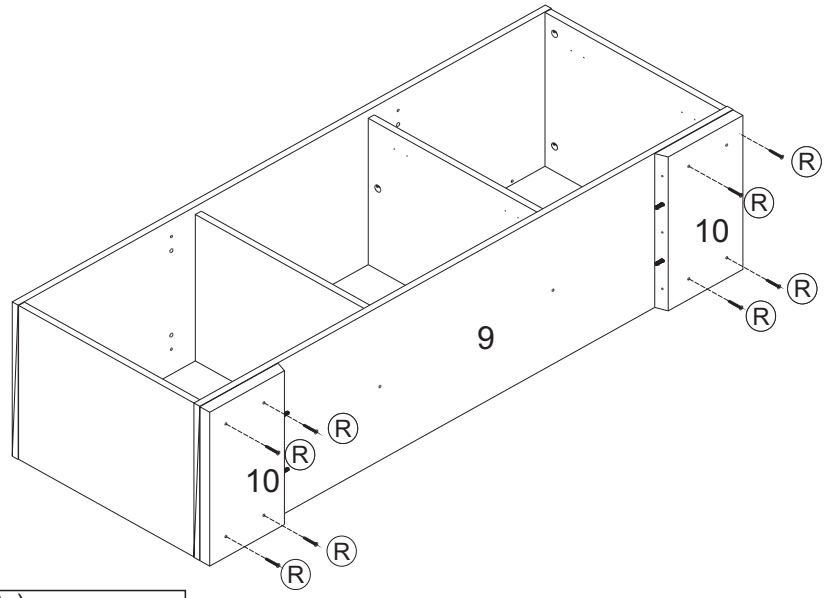

R (08x)



5

(06x)

