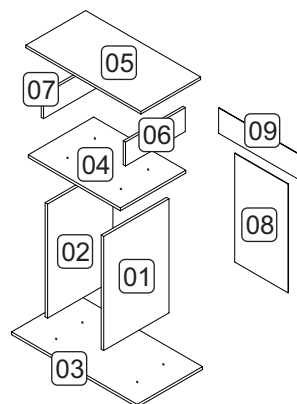


RACK **REF. 1120**



LISTA DE PEÇAS

Cod.	Descrição	Dimensões	Qtd.
1	Lateral Dir.	580 x 390 x 15	1
2	Lateral Esq.	580 x 390 x 15	1
3	Base	750 x 390 x 15	1
4	Base Nicho	550 x 390 x 15	1
5	Tampo	750 x 390 x 15	1
6	Lat. Dir. Nicho	390 x 120 x 15	1
7	Lat. Esq. Nicho	390 x 120 x 15	1
8	Costas	600 x 340 x 03	1
9	Costas	545 x 140 x 03	1

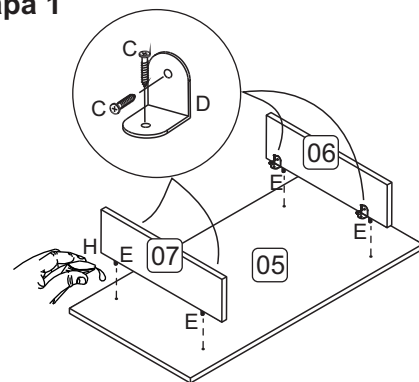


LISTA DE ACESSÓRIOS

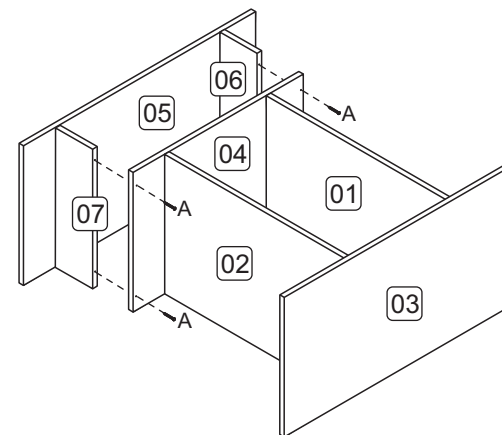
QTDE.

A		12
B		04
C		08
D		04
E		12
F		04
G		04
H		01
I		15

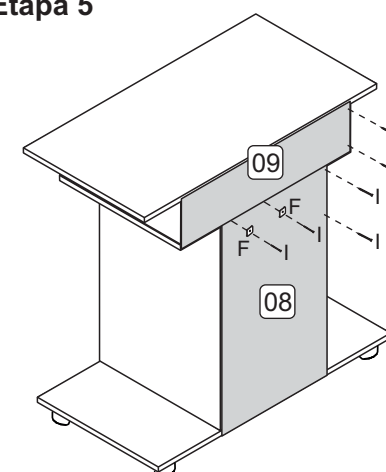
Etapa 1



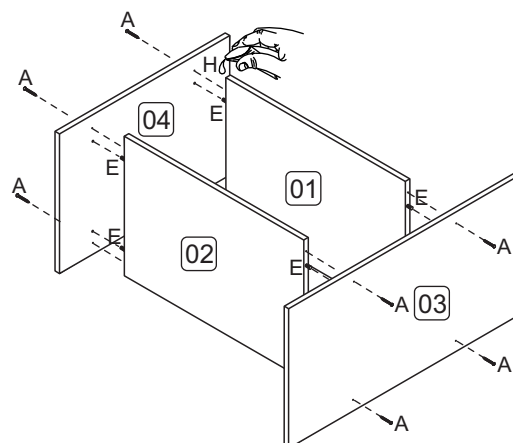
Etapa 3



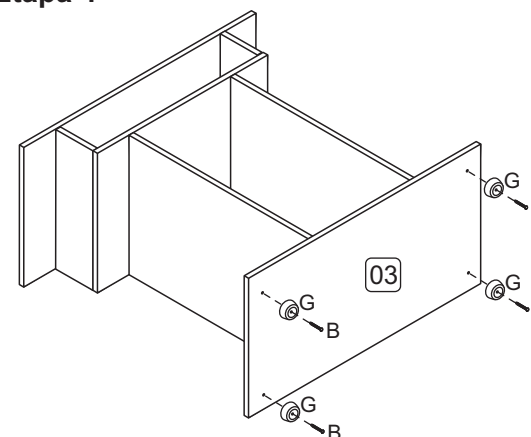
Etapa 5



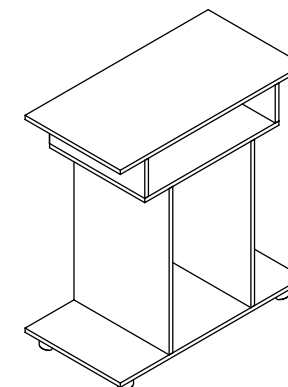
Etapa 2



Etapa 4



Etapa 6



Recomendações

Os parafusos devem ser apertados periodicamente.
Evitar batidas e o contato com objetos cortantes.
Guarde este manual de montagem para futura consulta.

Manutenção e Limpeza

Usar pano levemente umedecido com água, seguido de pano seco. Não utilizar produtos abrasivos.