

Componentes / Components

SEQ	CODIGO	DESCRICAO COMPLETA	QTDE	COMP	LARG	ESP	VOL
1	FJ-0116.38	LATERAL ESQUERDA / LATERAL IZQUIERDA / LEFT SIDE	1	2339	445	12	1
2	FJ-2497.38	RODAPE FRONTAL / ZÓCALO FRONTAL / FRONT BASEBOARD	1	1511	116	15	2
3	AC-2497	RODAPE TRASEIRO / ZÓCALO TRASERO / REAR BASEBOARD	1	1511	116	15	2
4	FJ-0117.38	LATERAL DIREITA / LATERAL DERECHA / RIGHT SIDE	1	2339	445	12	1
5	AC-2496	REFORÇO DO RODAPE / REFUERZO DEL ZÓCALO / BASEBOARD REINFORCEMENT	1	415	116	12	1
6	FJ-1672.38	DIVISORIA ESQUERDA / DIVISIÓN IZQUIERDA / LEFT DIVIDER	1	1771	445	15	1
7	AC-3986.38	BASE DA DIVISORIA / BASE DE DIVISIÓN / DIVIDER BASE	1	80	445	12	1
8	FJ-4536.38	TAMPO DA GAVETA ESQUERDO / TAPA IZQUIERDA DE CAJÓN / LEFT DRAWER TOP	1	748	445	15	3
9	FJ-4531.38	PRATELEIRA BASE / ESTANTE BASE / BASE SHELF	1	748	445	15	3
10	FJ-1673.38	DIVISORIA ESTREITA / DIVISIÓN ESTRECHA / NARROW DIVIDER	1	1342	355	12	1
11	FJ-4533.38	PRATELEIRA PARAFUSO NICHOS / ESTANTE CON TORNILLO PARA NICHOS / SHELF WITH SCREW FOR NICHE	3	368	355	12	1
12	FJ-4534.38	PRATELEIRA NICHOS SEM FURO / ESTANTE DE NICHOS SIN AGUJERO / NICHE SHELF WITHOUT HOLE	2	368	355	12	3
13	FJ-3984.38	TAMPO INTERMEDIÁRIO / TAPA INTERMEDIA / INTERMEDIATE TOP	1	1511	445	12	3
14	FJ-1676.38	DIVISORIA PEQUENA SUPERIOR / DIVISIÓN PEQUEÑA SUPERIOR / SMALL UPPER DIVIDER	1	340	84	15	1
15	FJ-3985.38	TAMPO SUPERIOR / TAPA SUPERIOR / TOP PANEL	1	1511	445	12	3
16	FJ-2486.38	MOLDURA SUPERIOR / MOLDURA SUPERIOR / TOP FRAME	1	1535	80	15	1
17	FJ-6290.38	FRENTE DE GAVETA / FRENTE DE CAJÓN / DRAWER FRONT	4	758	218	15	2
18	FJ-8309.38	LATERAL DE GAVETA / LATERAL DE CAJÓN / DRAWER SIDE	2	350	155	12	2
18	FJ-8309.38	LATERAL DE GAVETA / LATERAL DE CAJÓN / DRAWER SIDE	6	350	155	12	3
19	FJ-8308.38	TRASEIRO DE GAVETA / TRASERA DE CAJÓN / DRAWER BACK	4	699	140	12	3
20	DP-7360.44	FUNDO DE GAVETA / FONDO DE CAJÓN / DRAWER BOTTOM	4	709	355	3	3
21	AC-1677	TRAVA DA GAVETA / TRABA DE CAJÓN / DRAWER LOCK	4	350	60	12	1
22	DI-7362.38	FUNDO SUPERIOR / FONDO SUPERIOR / UPPER BOTTOM	1	1528	356	3	1
23	DI-7364.38	FUNDO / FONDO / BOTTOM PANEL	2	1353	372	3	3
24	DI-7365.38	FUNDO / FONDO / BOTTOM PANEL	2	1353	381	3	3
25	DT-7363	FUNDO / FONDO / BOTTOM PANEL	1	1528	445	3	3
26	FJ-2494.38	PERFIL "H" MDF / PERFIL "H" MDF / H PROFILE MDF	1	1342	40	9	2
27	FJ-5592.38	PORTA / PUERTA / DOOR	4	1700	378	15	2

*Medidas em mm - Medidas em mm - Measurements in mm



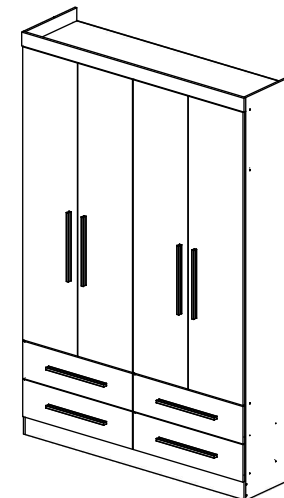
BATROL - Indústria e Comércio e Móveis Ltda.
 Av. Pedro Baso 476 - Recanto Jd. Dalva - 13660-000 - Porto Ferreira - SP - Brasil
 Telefone: PABX (19) 3581-4123 / (19) 3589-5123
 Caixa Postal : 580 CNPJ: 48.024.392/001-55 Insc. Est: 555.011.453.112
 e-mail: batrol@batrol.com.br Site: www.batrol.com.br



Vídeo Montagem -
 Montaje - Drawing - Youtube



SMARTPHONE, TABLET,
 PDAs, E SIMILARES COM
 CONEXÃO COM INTERNET.



Guarda-Roupa 4P 4G/ Armario/ Closet

Altura - Height: 2239mm

Frente - Front: 1535mm

Prof. Total - Total Depth: 445mm

Instruções - Instructions - Instrucciones:

REVISÃO: 00 - 05/05/2025

- Siga corretamente as instruções deste manual - Siga correctamente las instrucciones de estos manuales - Follow the instructions in this manual correctly
- Ferramentas para a montagem - Herramientas para el montaje - Tools for assembly:



**Parafusadeira
 Atornillador
 Screwdriver**



**Chave Philips
 Destorn. Estrela
 Phillips Head**



**Martelo
 Martillo
 Hammer**



**Esquadro
 Escuadra
 Square**

- 1- Use a embalagem para apoiar o produto - Utilice el embalaje para apoyar el producto - Use the packaging to support the product.
- 2- Separe os acessórios - Separe los accesorios - Separate the accessories.
- 3- Não improvise ferramentas - No improvise herramientas - Do not improvise tools.
- 4- Passe colas nas cavilhas - Coloca pegamento em las clavijas - Pass glues on the pegs.
- 5- Esquadre antes de fixar o fundo - Escuadra antes de fijar el fondo - Square before fixing the bottom

Uso e limpeza - Uso y limpieza - Use and cleaning:

- Distribua o peso nas gavetas - Distribuye el peso em los cajones - Distribute the weight in the drawers.
- Sempre mude o produto vazio - Cambiar siempre el producto vacio - Always change the empty product.
- Limpe somente com pano seco ou pouco úmido - Limpie solo com um paño seco o poco húmedo - Wipe only with dry or slightly damp cloth.

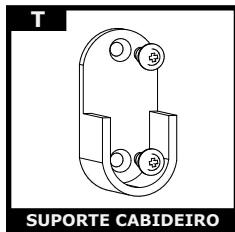
LINHA MAJESTIC/LINEA MAJESTIC/LINE MAJESTIC

MONTAGEM - MONTAJE - DRAWING 02.1228

CÓPIA CONTROLADA 1/5

PRÉ-MONTAGEM

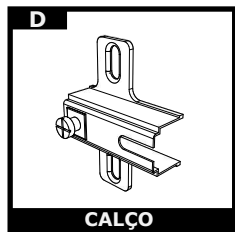
PRÉ-MONTAJE / PRE-ASSEMBLY



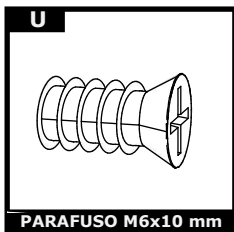
SUPOORTE CABIDEIRO
Suporte de perchero
Coat rack support



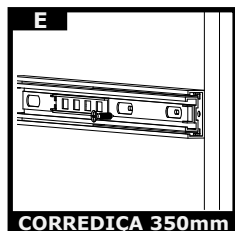
PARAFUSO 3,5x12 mm
Tornillo/Screw



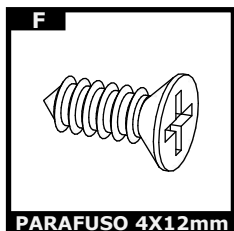
CALÇO
Cuña/Chock



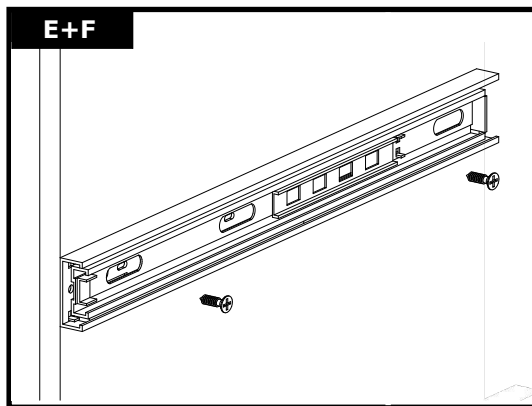
PARAFUSO M6x10 mm
Tornillo/Screw



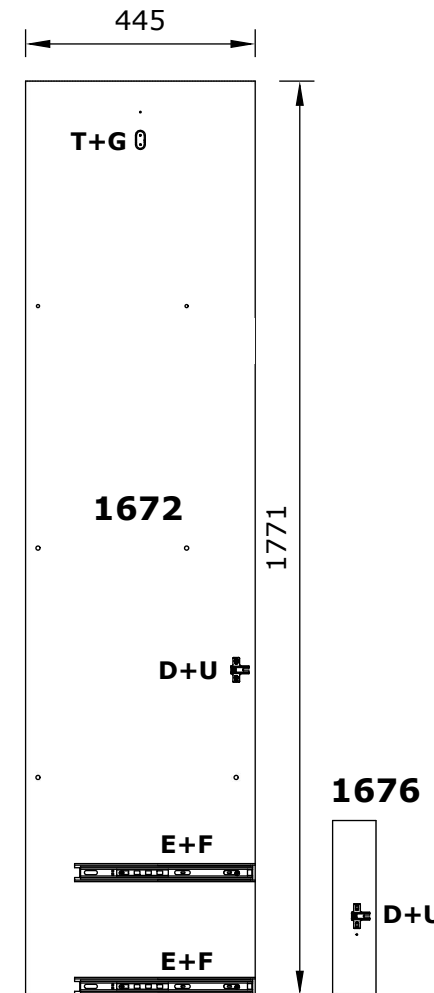


CORREDIÇA 350mm
Guia/Slide



PARAFUSO 4X12mm
Tornillo/Screw



E+F

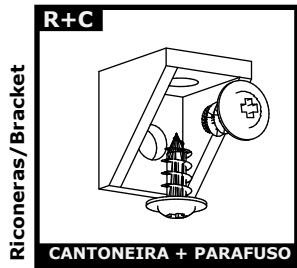


Inserir os componentes seguindo as marcações de fábrica especificadas. /Insertar los componentes siguiendo las marcas de fábrica especificadas. / Insert the components following the specified factory markings.

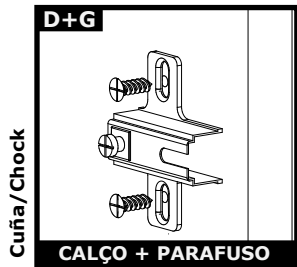
*Medidas em mm - Medidas em mm - Measurements in mm

MONTAGEM

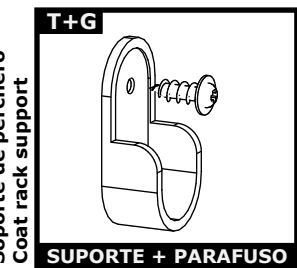
MONTAGE / ASSEMBLY



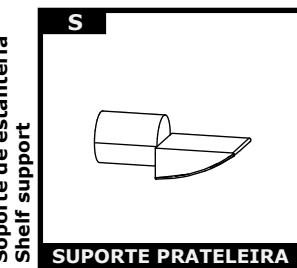
Riconeras/Bracket
CANTONEIRA + PARAFUSO



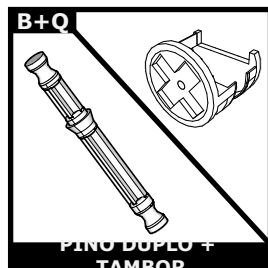
Cuña/Chock
CALÇO + PARAFUSO



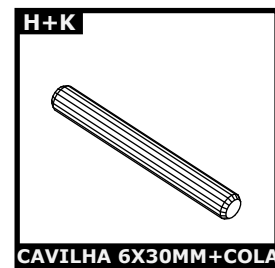
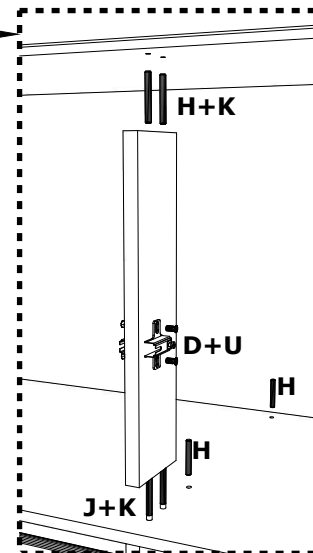
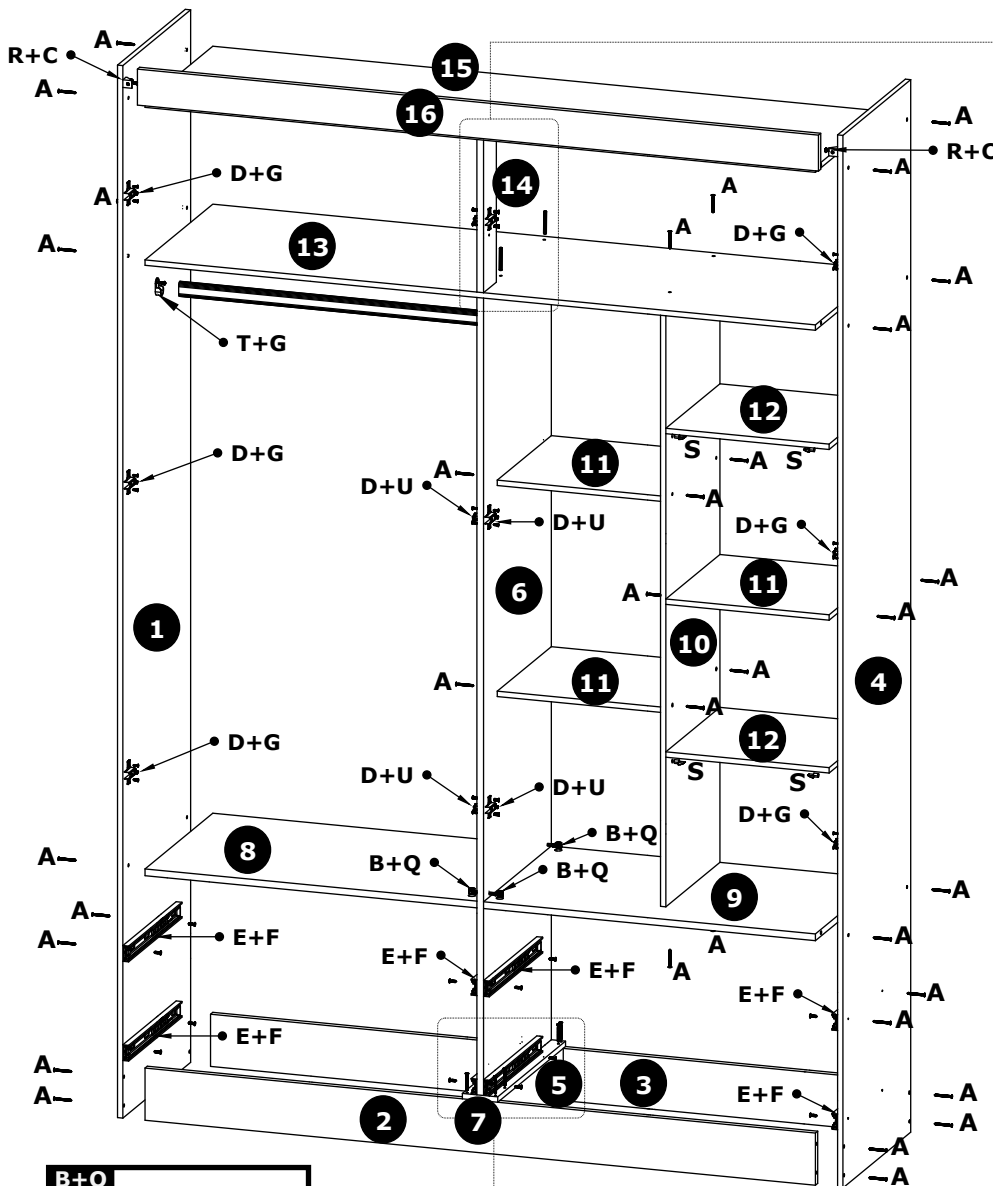
Soporte de perchero
Coat rack support
SUPORTE + PARAFUSO



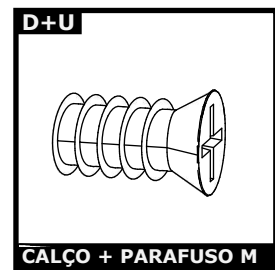
Soporte de estantería
Shelf support
SUPORTE PRATELEIRA



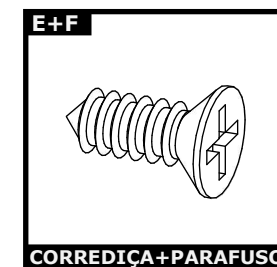
Doble pin/Double pin
PINO DUPLO + TAMPO



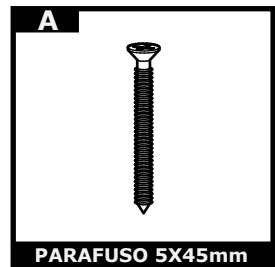
Clavija/pin



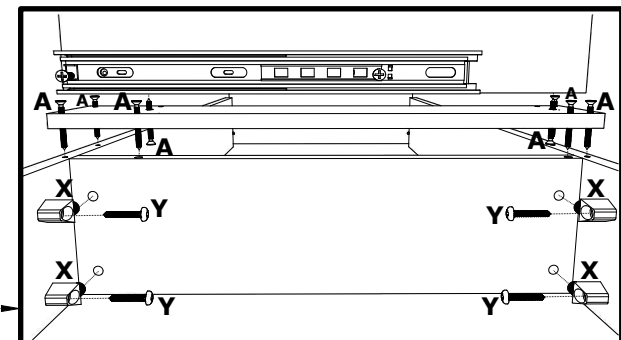
Tornillo/Screw



Tornillo/Screw



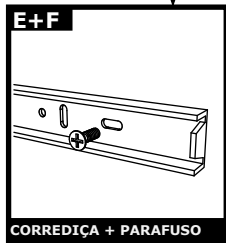
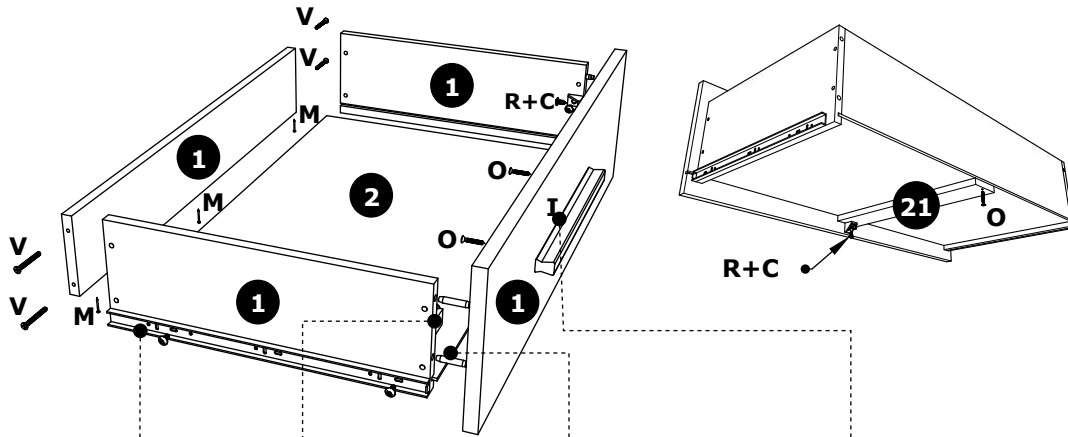
Tornillo/Screw



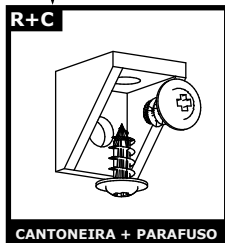
SIGA A SEQUENCIA DE MONTAGEM | SIGA LA SECUENCIA DE MONTAJE | FOLLOW THE ASSEMBLY SEQUENCE

MONTAGEM - GAVETAS

MONTAGE - CAJONES / ASSEMBLY - DRAWERS



Tobogán/Slide



Riconeras/Bracket



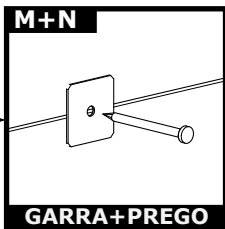
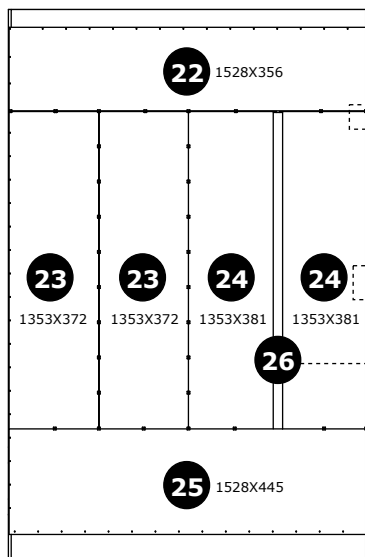
Clavija / Pin



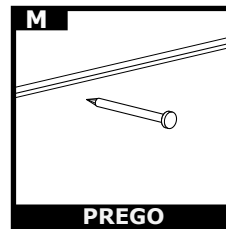
Tornillo/Screw

MONTAGEM - FUNDOS

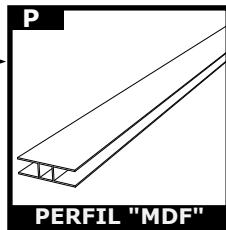
MONTAGE - FONDOS / ASSEMBLY - BACK PANEL



Garra de metal/
Metal Claw



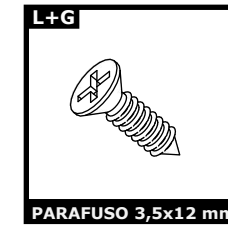
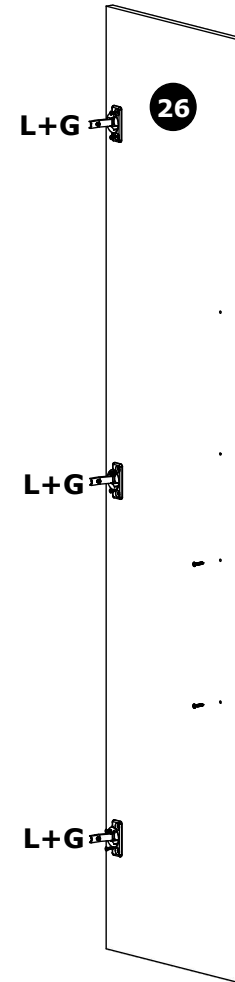
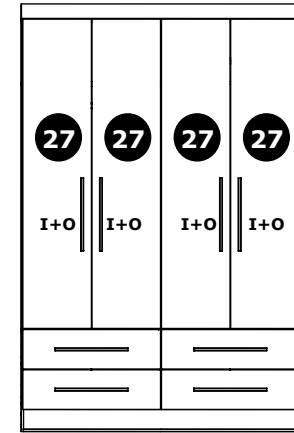
Clavo/Nail



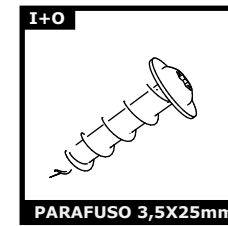
Perfil de remate/
H-profile

MONTAGEM - PORTAS

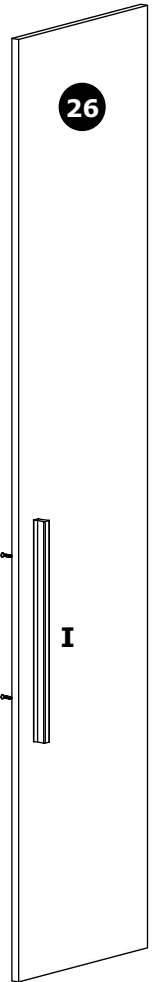
MONTAGE - PUERTAS / ASSEMBLY - DOORS



Tornillo/Screw



Tornillo/Screw



Acessórios / Acesoio / Accessory

A Parafuso - Tornillo - Screw 5 x 45mm 	B Pino de haste dupla 	C Parafuso flangeado - Tornillo con brida - Screw flaged 3,5 x 12mm 	D Calço alto Cuiña - Shim 12mm 	E Corrediça 350mm Guia 350mm Slide 350mm 
38 Pçs	02 Pçs	24 Pçs	12 Pçs	04 prs
F Parafuso - Tornillo - Screw 4 x 12mm 	G Parafuso Tornillo-Screw 3,5x12mm 	H Cavilha - Clavija - Pin 6x30mm 	I Puxador -Asa- Knob 400mm 	J Cavilha - Clavija - Pin 6x50mm 
48 Pçs	22 Pçs	22 Pçs	08 Pçs	02 Pçs
K Cola - Pegamento - Glue 	L Dobradiça Bisagra Hinge 	M Prego - Clavo - Nail 10x10 	N Garra de metal- plate metal 	O Parafuso - Tornillo - Screw 3,5 x 25mm 
02 Pçs	12 Pçs	195 Pçs	25 Pçs	24 Pçs
P Perfil MDF MDF profile 	Q Tambor (castanha girofix) 	R Cantoneira 	S Suporte de Prateleira 	T Suporte do Cabideiro 
01 Pçs	04 Pçs	12 Pçs	08 Pçs	02 Pçs
U Parafuso M6x10mm 	V Parafuso 4X40mm 	W Sapata Plástica 15mm 	X Dispositivo de Montagem Trapézio 	Y Parafuso Cabeça Panela 5x25 mm 
8 Pçs	16 Pçs	06 Pçs	08 Pçs	08 Pçs

*Medidas em mm - Medidas em mm - Measurements in mm
*Desenhos ilustrativos - Dibujos ilustrativos - Illustrative drawings

Códigos / Codes

