
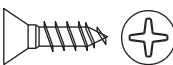

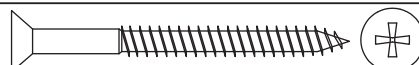

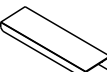






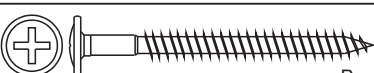

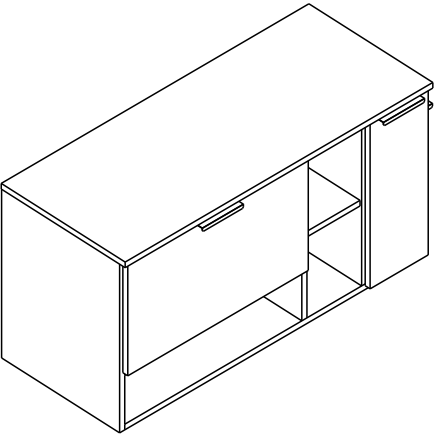


Relação de ferragens


| Ref. | Descrição | Qtde. |
|------|---|-------|
| A |  Cavilha Ø6x30 | 24 |
| B |  Parafuso Ø4,0x14 | 22 |
| C |  Parafuso Ø3,5x14 | 04 |
| D |  Parafuso Ø4x40 | 02 |
| E |  Cantoneira de parede com capa | 02 |
| F |  Puxador | 02 |
| G |  Cavilha Ø6x50 | 02 |
| H |  Chapa metálica | 04 |
| I |  Prego 10x10 | 30 |
| J |  Bucha 8mm | 02 |
| K |  Tambor minifix | 10 |
| L |  Parafuso minifix | 10 |
| M |  Parafuso Ø5,0x40 | 02 |
| N |  Pistão invertido 80N | 01 |



Lista de peças

| CÓD | DESCRIÇÃO | QTD | DIMENSÕES |
|-----|------------------------|-----|----------------|
| 01 | Lateral direita | 1 | 450 x 360x 15 |
| 02 | Lateral esquerda | 1 | 450 x 360x 15 |
| 03 | Divisória da porta | 1 | 435 x 360 x 15 |
| 04 | Porta | 1 | 437x 170 x 15 |
| 05 | Prateleira nicho | 2 | 160x 355 x 15 |
| 06 | Tampo | 1 | 900 x 378 x 15 |
| 07 | Base | 1 | 868 x 360 x 15 |
| 08 | Divisória do nicho | 1 | 435 x 360 x 15 |
| 09 | Base da porta | 1 | 518 x 360 x 15 |
| 10 | Porta maior | 1 | 292 x 528 x 15 |
| 11 | Fundo tras porta menor | 1 | 180 x 450 x 3 |
| 12 | Fundo tras porta maior | 1 | 540 x 310 x 3 |

FERRAMENTAS NECESSÁRIAS:



Data: 31/03/2025
Revisão: 00

