

## Dicas de Conservação / Maintenance Tips / Dicas para Conservación

\*Para limpar ou tirar manchas, utilize uma flanela umedecida em solução de água e álcool, na mesma proporção.

\*Evite exposição ao sol.

\*To clean or remove stains, use a piece of flannel dampened with a water and alcohol solution, in the same proportion.

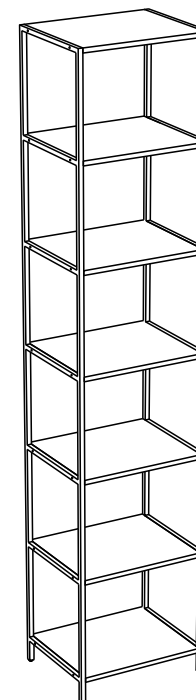
\*Avoid direct sunlight.

\*Para limpiar o sacar manchas, utilice una flanela humedecida en solución de agua y alcohol, en la misma proporción.

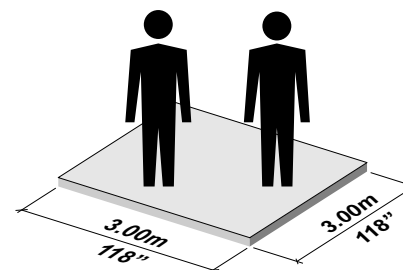
\*Evite la exposición directa al sol.

**ARTESANO MÓVEIS LTDA.**  
Estrada da Uva e do Vinho, nº 2347, Bairro São Valentim  
Caixa Postal 509 - CEP 95709-210  
Bento Gonçalves - RS - Brasil  
Fone: +55 54 3458 3400  
e-mail: artesano@artesano.com.br

[www.artesano.com.br](http://www.artesano.com.br)





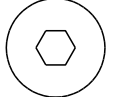




## INSTRUÇÕES DE MONTAGEM ASSEMBLING INSTRUCTIONS / INSTRUCCIONES DE MONTAJE



60 min.



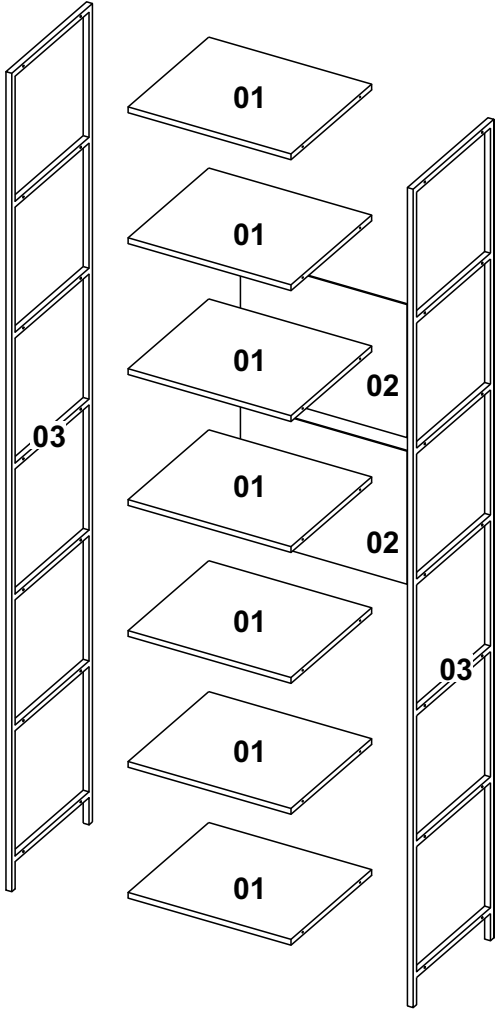
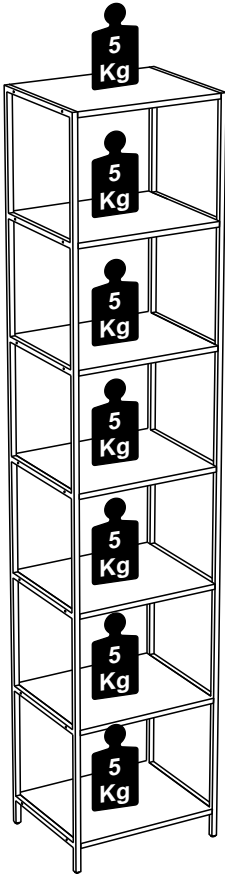
**FERRAGENS**  
**HARDWARE LIST**  
**LISTA DE MATERIALES**

<b>A</b>			4,5 x 60mm	<b>28</b>
<b>B</b>			1/4" x 30mm	<b>04</b>
<b>C</b>			8 x 8	<b>10</b>
<b>D</b>				<b>04</b>
<b>E</b>				<b>02</b>

MONTE O MÓVEL COMO NÓS O PRODUZIMOS: COM CARINHO.

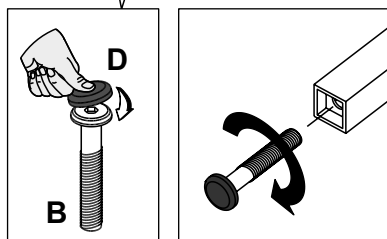
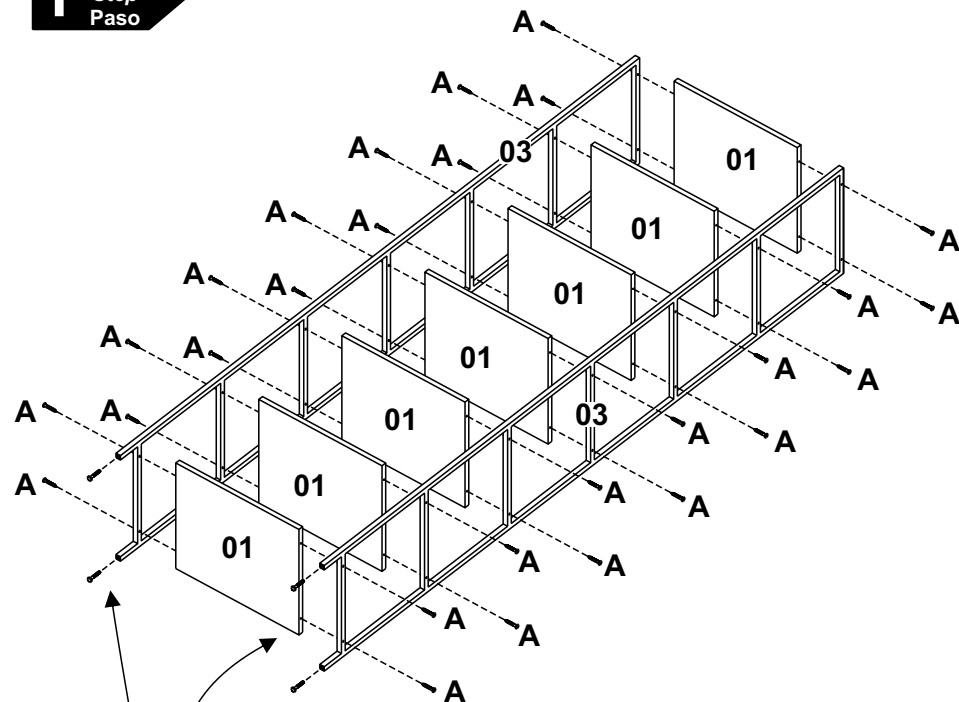
ASSEMBLE THE FURNITURE AS WE PRODUCE IT: WITH LOVE.

MONTE EL MUEBLE COMO NOSOTROS LO PRODUCIMOS: CON CARÍÑO.



Denominação Description Denominación	Qtde Qty Ctd	Dimensão Dimension Dimensión
01 - Prateleira / Shelf / Estante	07	420x358x15
02 - Costa / Back / Revés	02	430x343x3
03 - Lateral Metálica / Metallic Side / Lateral Metalica	02	2110x360x15

**1** Passo  
Step  
Paso



**2** Passo  
Step  
Paso

