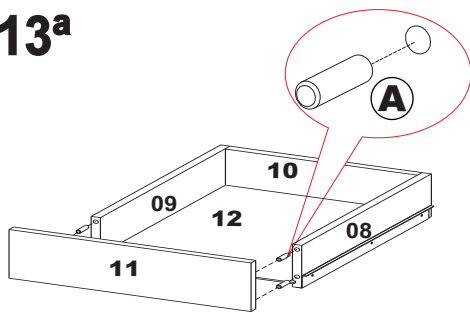
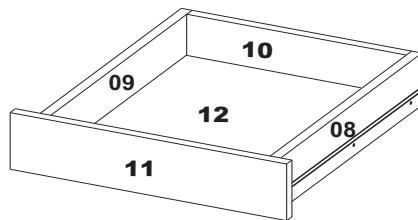
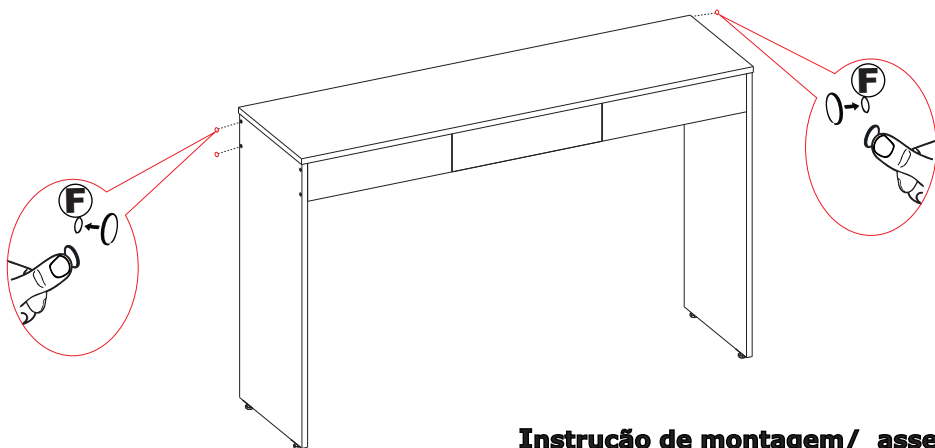
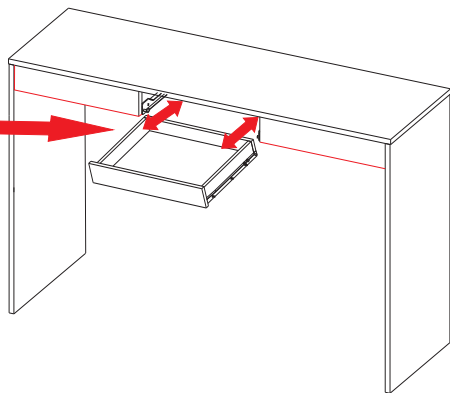
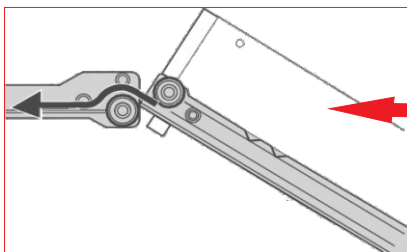


13^a14^a15^a

Instrução de montagem/ assembly

Instruções Iniciais / Initial instruction / Instrucción inicial

Antes de montar, confira todos os componentes e acessórios de acordo com a lista.

Forre o chão com papelão ou tecido.

Evite batidas nas peças ou entre elas para evitar riscos ou danos às estruturas.

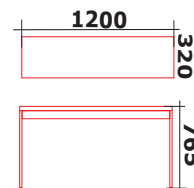
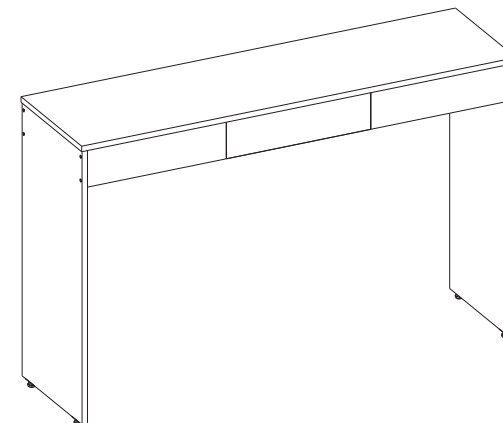
Before mounting , check all components and accessories according to the list .

Paper or cardboard with the ground fabric.

Avoid tapping on the parts or between them to avoid scratches or damage to structures .

MESA / TABLE

APARADOR LINEA



Parabéns pela aquisição de um produto de qualidade.
Em caso de dúvidas procure a loja em que efetuou a compra .
Congratulations on your purchase of a product of quality.
When in doubt look for the shop where you made the purchase.
Enhorabuena por la compra de un producto del calidad.
En caso de duda buscar la tienda donde hizo la compra.

Montador

Observe atentamente as instruções e siga rigorosamente as etapas de montagem.

Após a montagem entregue ao cliente para a garantia do produto

Assembler

Note the instructions carefully and strictly follow the assembly steps.

After assembly delivered to the customer for the product warranty

Ensamblador

tenga en cuenta las instrucciones cuidadosamente y seguir estrictamente los pasos de montaje.

Después del montaje entregado al cliente para la garantía del producto

Observações:

-Para limpeza somente pano seco.

Não utilize álcool ou produtos químicos tipo limpeza pesada, bem como produtos abrasivos.

-Pouca resistência à umidade.

- 3 meses de garantia legal contra eventuais defeitos de fabricação .

Não é coberto pela garantia. Danos referentes ao mal uso do produtos.

Resistência

-70Kg.

Comments:

-For cleaning use only cloth slightly moistened with water with neutral detergent.

Do not use alcohol or heavy-duty cleaning chemicals as well as abrasive products.

-Low resistance to humidity

Warranty

- 3 months of legal warranty against any manufacturing defects.

It is not covered by warranty . Damages for the use of the product .

Resistance

-70kg

Observaciones:

-Para La limpieza utilice sólo ligeramente humedecido en agua con un detergente suave.

No utilice alcohol ni productos químicos como la limpieza pesada y productos abrasivos

-Poca resistencia a la humedad lo hará

Garantía

- 3 meses de garantía legal contra cualquier defecto de fabricación .












No está cubierto por la garantía . Los daños para el uso del producto.

Resistencia

-70kg

Montagem / Assembly / Montaje

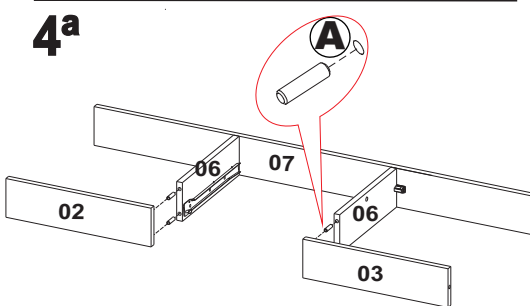
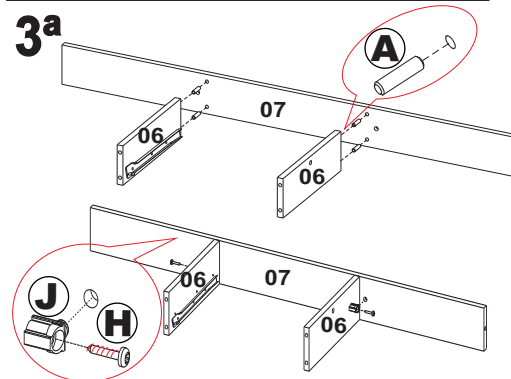
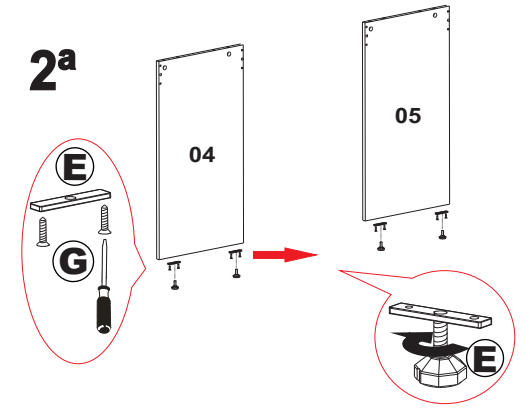
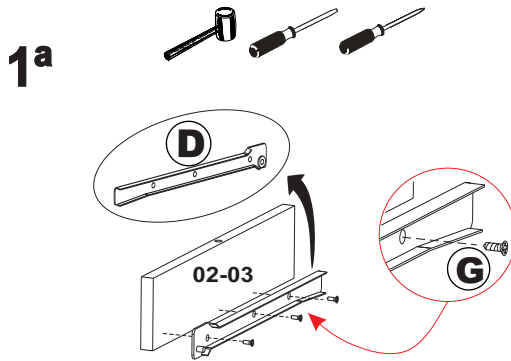
Accesórios / Accessories / Accesorios

| | | |
|--|---|--|
| A Cavilha Pin Clavija 30  | B Tambor Cam lock 04  | C Girofix 04  |
| D Corrediças Slide Corredera 01  | E Sapata Shoe Zapato 04  | F Tapa furo 08  |
| G Parafuso CH PH SB 3,5x12 Screw Tonillo 20  | H Parafuso PA PH SB 5,0x 25 Screw Tonillo 06  | I Parafuso CH PH SB 4,0 x 35 Screw Tonillo 08  |
| J Dispositivo trapezio Trapeze device Dispositivo trapezio 06  | K SACHE de cola Sache glue Bolsita pegamento 02  | |

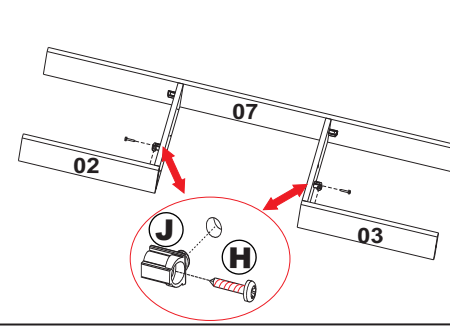
Peças / Parts / Partes

| | | |
|---|---|---|
| 01 Tampo Top / Tapa 01  | 02 Vista frontal direita Front right View Vista Frontal Derecha 01  | 03 Vista frontal Esquerda Front left View Vista Frontal Izquierda 01  |
| 04 Pe painel direito And righth panel Panel derecho 01  | 05 Pe painel Esquerdo And left panel panel izquierdo 01  | 06 Travessa Interna Inner tray travesanõ interior 02  |
| 07 Vista Traseira Back view Vista trasera 01  | 08 Lateral da gav direita Side of Righth drawer Lateral de cajón derecho 01  | 09 Lateral gav esquerda Left side drawer Lateral de cajón izquierdo 01  |
| 10 Contra fundo da gaveta Against Drawer Bottom Contra fondo del cajón 01  | 11 frente da gaveta Front of the drawer Delante del cajón 01  | 12 fundo da gaveta Drawer bottom Fondo del cajón 01  |

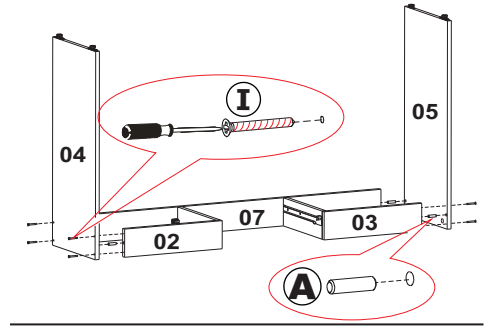
Ferramentas / Tools / Herramientas



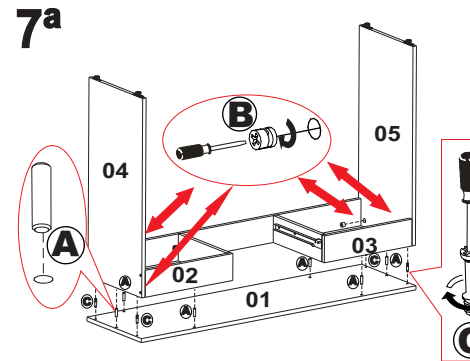
5a



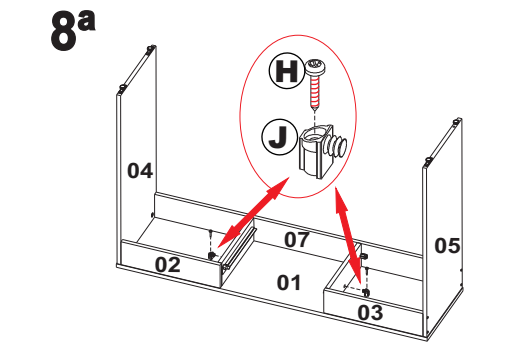
6a



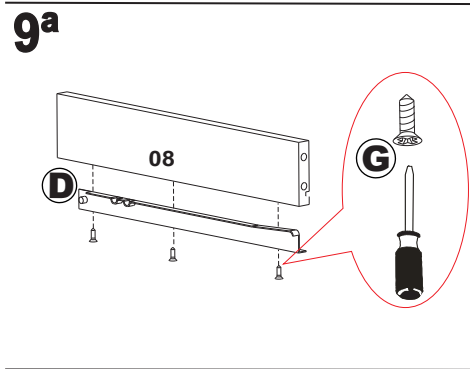
7a



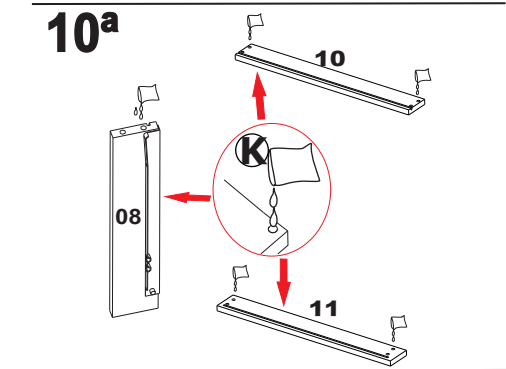
8a



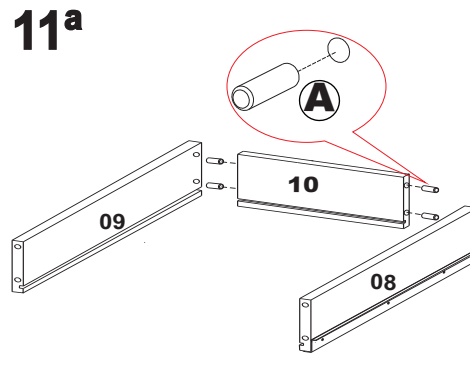
9a



10a



11a



12a

