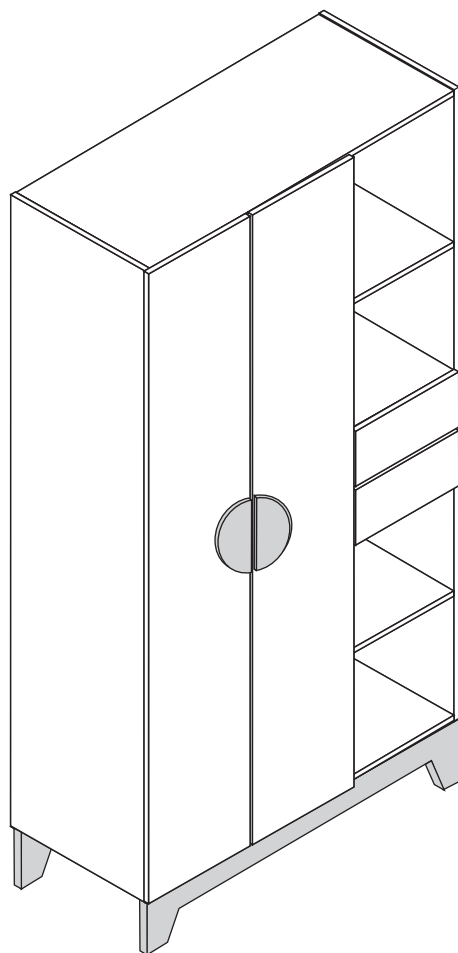


SERPIL

SS MÓVEIS



DROPE

Roupeiro C-981

Bem-vindo

A Serpil traz até você soluções práticas de design com manuais de montagem e instalação detalhados para possibilitar o pleno aproveitamento do potencial dos produtos.

Para assegurar a garantia, é recomendada a prévia conferência de partes e componentes, bem como a leitura dos passos e suas ilustrações.

Preservar este documento é essencial para a adequada manutenção de seu móvel, o que engloba os possíveis ciclos de montagem e desmontagem.

Em caso de dúvidas, contate a Serpil que atende pelo fone 49.3366.6300 de Segunda a Sexta, das 7:30 às 11:45 e 13:30 a 18:00.

Recomendações

Para a montagem deste produto, são necessárias 2 pessoas.

Os parafusos devem ser apertados periodicamente.

Evitar batidas e o contato com objetos cortantes.

Observar as cargas máximas suportáveis, quando houver, conforme o desenho esquemático no final do documento.

Partes do produto protegidas da incidência de luz estão sujeitas a alterações de tonalidade diferentemente das expostas. Somente o uso freqüente pode amenizar esta ocorrência.

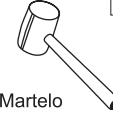

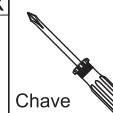
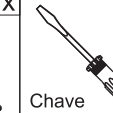
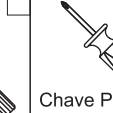
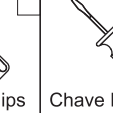
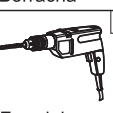

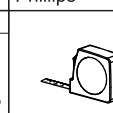
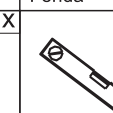

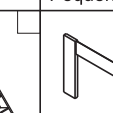
Algumas pinturas novas, embora atóxicas, podem apresentar odores. Para amenizá-los, mantenha o móvel em local arejado por aproximadamente três dias.

Manutenção e Limpeza

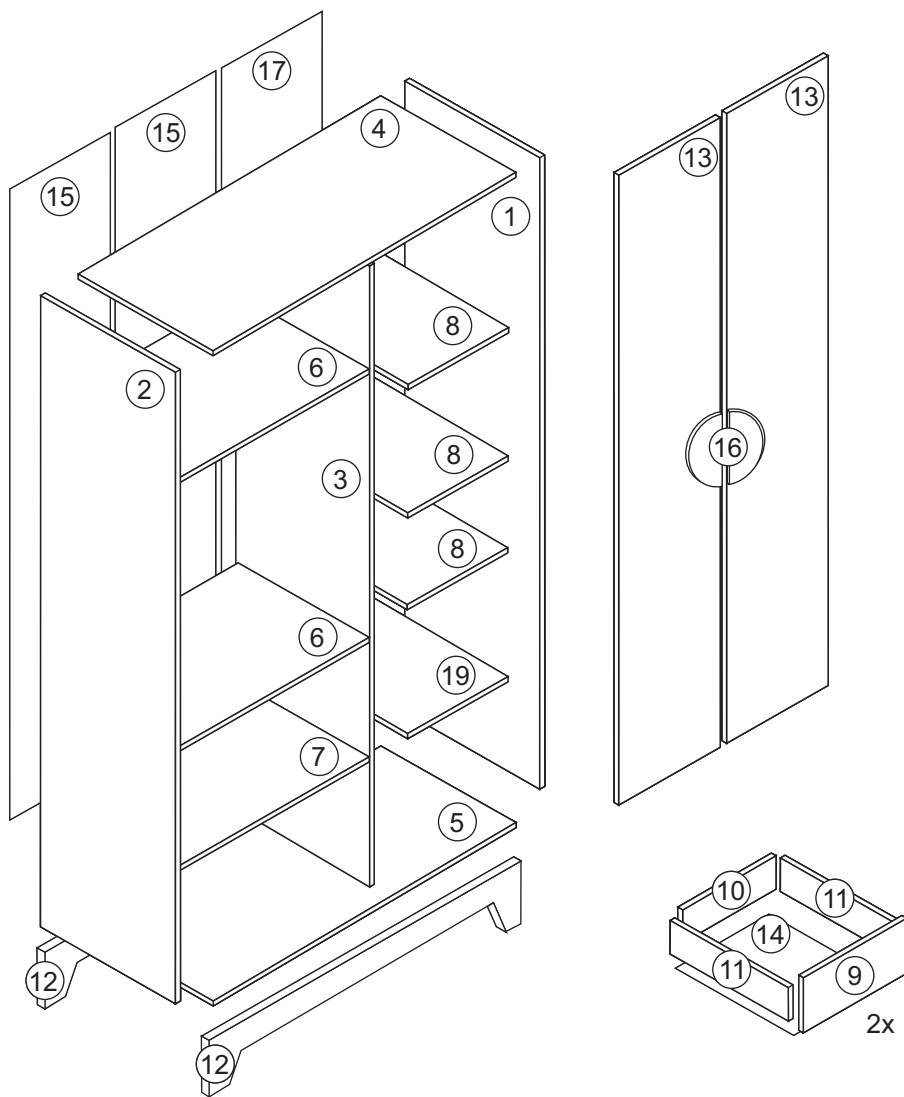
Pano levemente umedecido com água, seguido de pano seco.

*Nunca utilizar produtos químicos ou abrasivos.

Abaixo sinalizadas, as ferramentas não fornecidas mas necessárias para a montagem do produto.

 Martelete Borracha	 Martelo	 Chave Phillips	 Chave Fenda	 Chave Phillips Pequena	 Chave Fenda Pequena
 Furadeira com Broca de 5mm	 Chave de Boca de xxmm	 Trena	 Nível	 Escada	 Esquadro

Partes do Produto




Nº	DESCRIÇÃO	COMP.	LARGU.	ESPESS.
1	Lateral Direita (1x)	1830	450	15
2	Lateral Esquerda (1x)	1830	450	15
3	Divisória (1x)	1800	450	15
4	Tampo (1x)	1020	450	15
5	Base (1x)	1020	450	15
6	Prateleira Fixa G. (2x)	670	450	15
7	Prateleira Móvel G. (1x)	670	450	15
8	Prateleira Fixa P. (3x)	335	450	15
9	Frente Gav. (2x)	335	160	15
10	Traseiro Gav. (2x)	310	95	15
11	Lateral Gav. (4x)	385	95	15
12	Pé (2x)	1053	176	22
13	Porta (2x)	1826	338	15
14	Fundo Gav. (2x)	398	293	3
15	Fundo Total Bco (2x)	1825	342	3
16	Puxador (1x)	433	173	22
17	Fundo Total P. (1x)	815	355	3
18	Fundo Total G. (1x)	1010	355	3
19	Prateleira Móvel P. (1x)	335	450	15

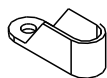
Componentes



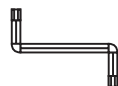
A- Parafuso Soberbo
5 x 45mm (32x)



D- Haste Minifix
(8x)



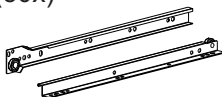
G- Suporte Cabideiro
Cromado (2x)



J- Chave Allen
4mm (1x)



M- Prego 10x10
(50x)



P- Conjunto Corrediça
400mm (2x)



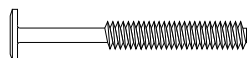
S- Perfil "H"
(1x)



V- Parafuso FL
3,5 x 16mm (1x)



Y- Bucha 8mm (1x)



B- Parafuso Soberbo
7 x 50mm (6x)



E- Tambor Minifix
(8x)



H- Parafuso Bujão
Ø6x10 (12x)



K- Parafuso
Ø3,5x30 (4x)



N- Parafuso Chato
3 x 12mm (12x)



Q- Tubo Cabideiro
658mm (1x)



T- Tapa furo
Bco (40x)



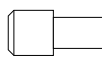
W- Parafuso CH
5 x 50mm (1x)



Z- Arruelas (2x)



C- Cavilha
8 x 30mm (52x)



F- Suporte Prateleira
Plastico (8x)



I- Chave Allen
3mm (1x)



L- Parafuso Panela
3,5 x 12mm (24x)



O- Kit Dobradiça
35mm (6x)



R- Cola 10g (1x)

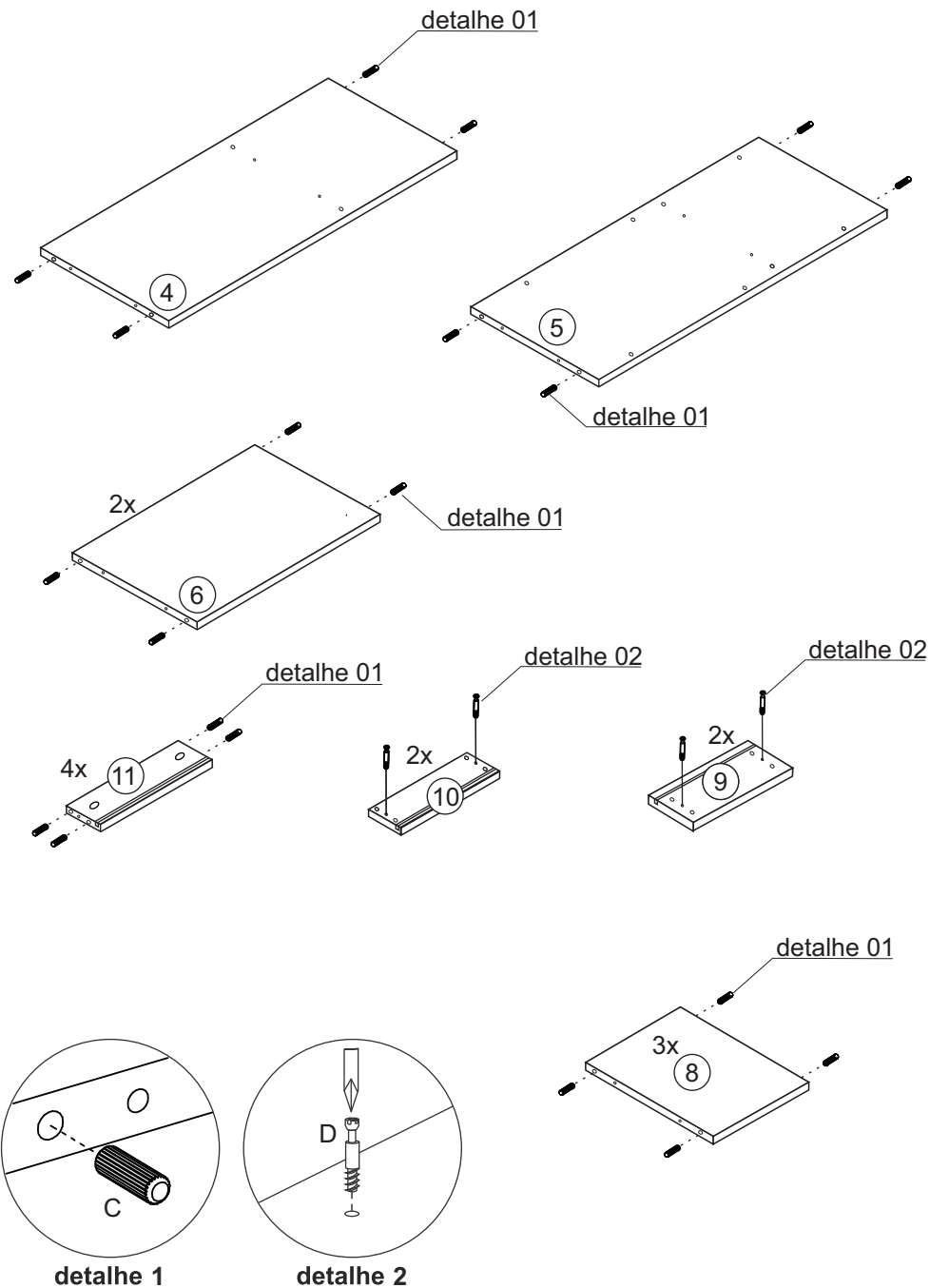


U- Chapinha
Fixação (10x)

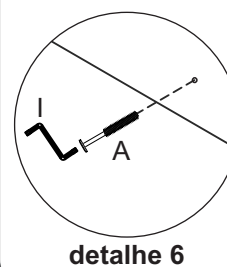
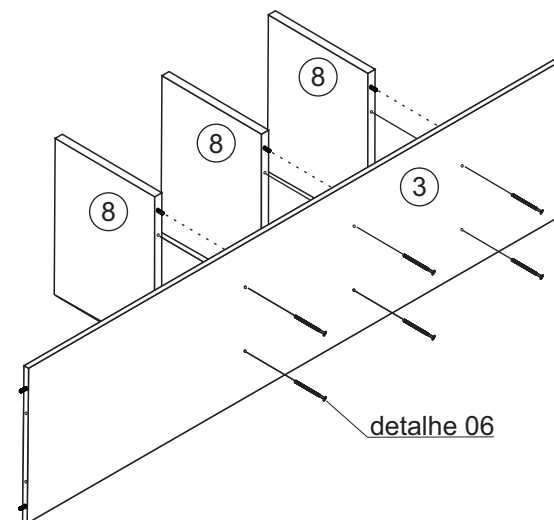
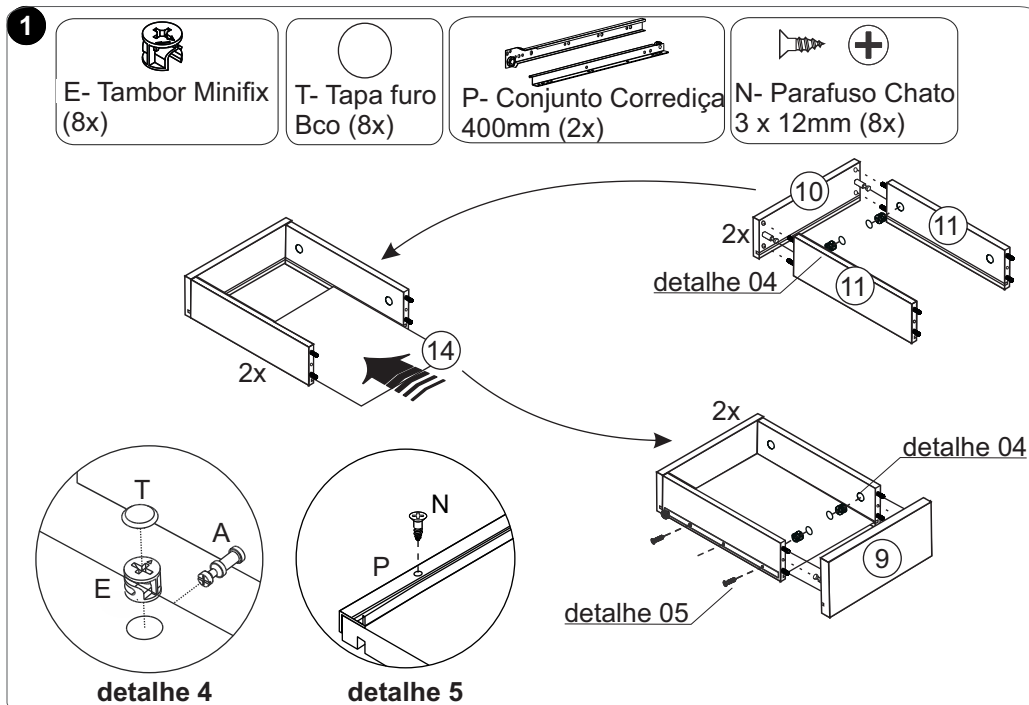
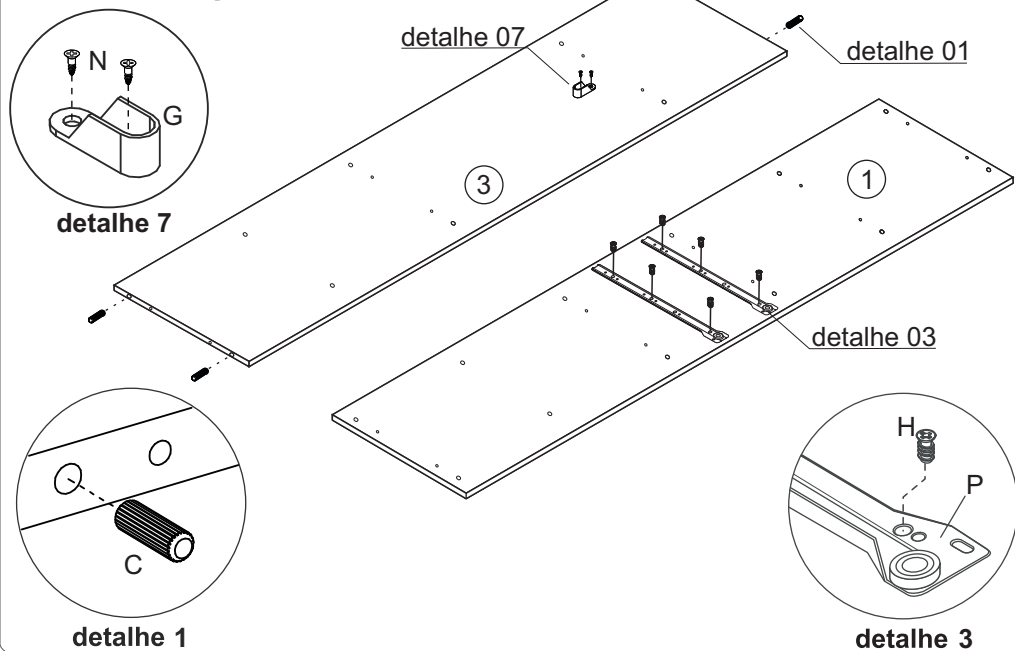


X- Fita Anti-Tombamento
(1x)

Pré-Montagem



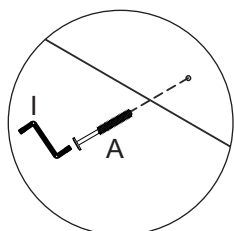
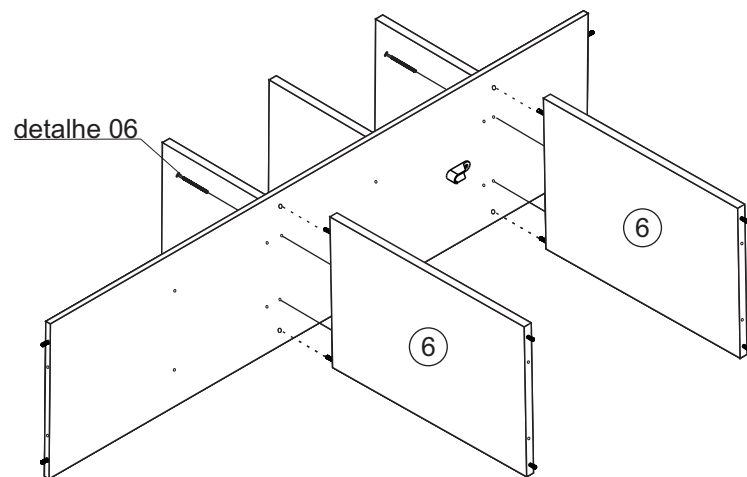
Pré-Montagem



4



A- Parafuso Soberbo
5 x 45mm (2x)

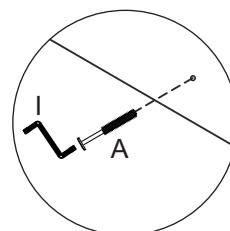
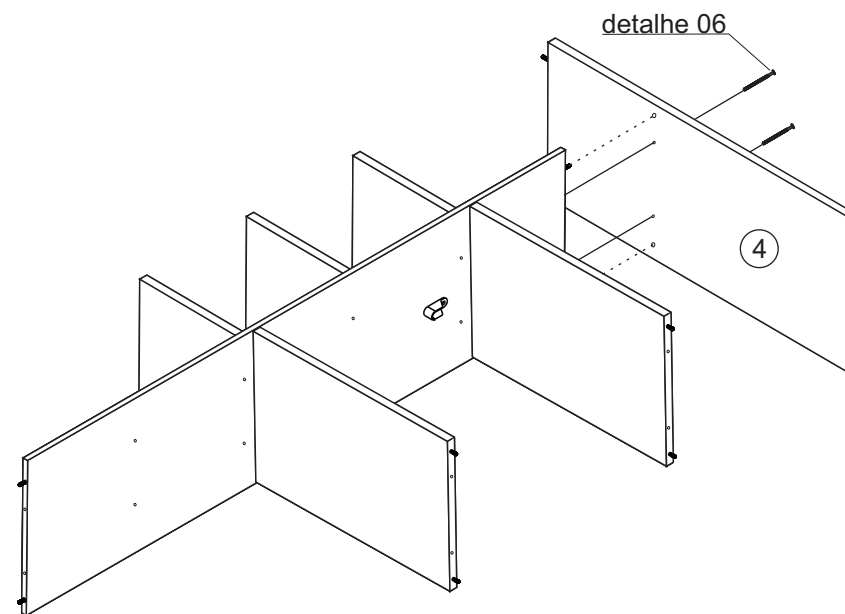


detalhe 6

5




A- Parafuso Soberbo
5 x 45mm (2x)

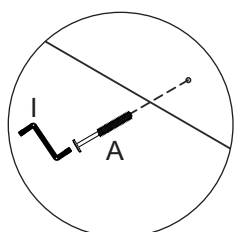
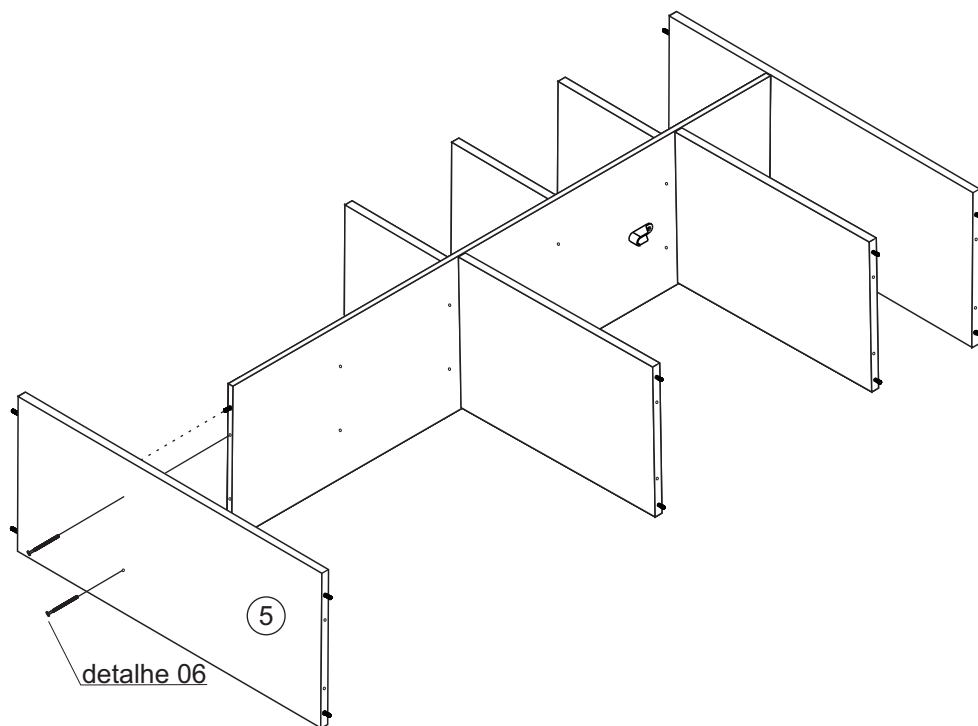


detalhe 6

6

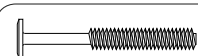


A- Parafuso Soberbo
5 x 45mm (2x)

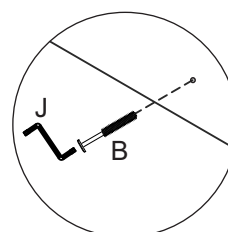
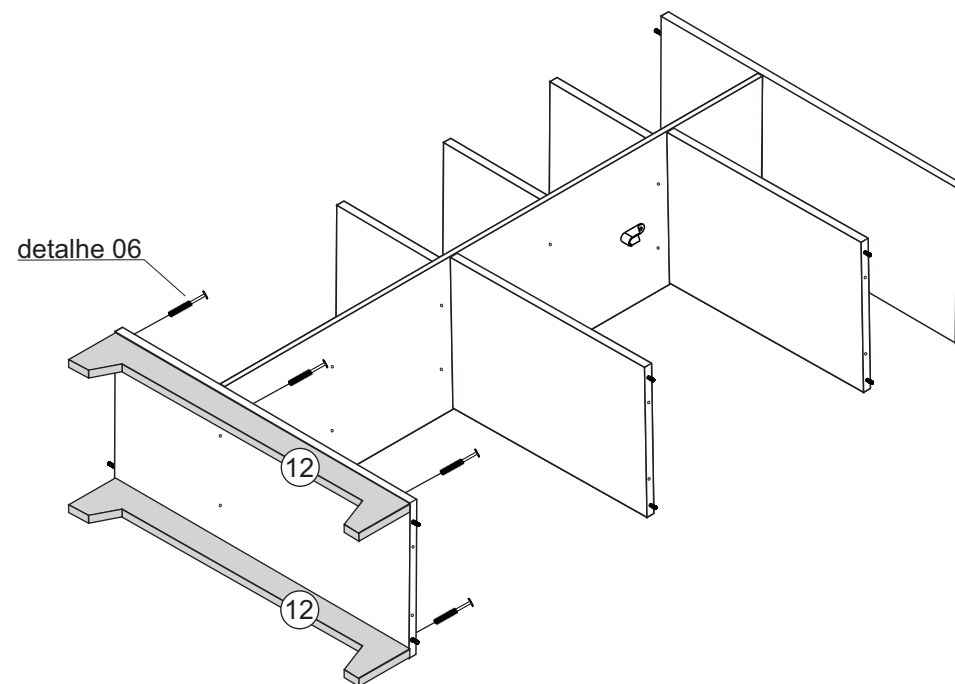


detalhe 6

7



B- Parafuso Soberbo
7 x 50mm 4(4x)

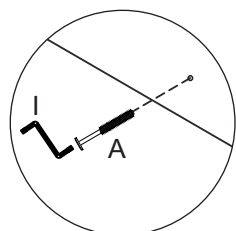
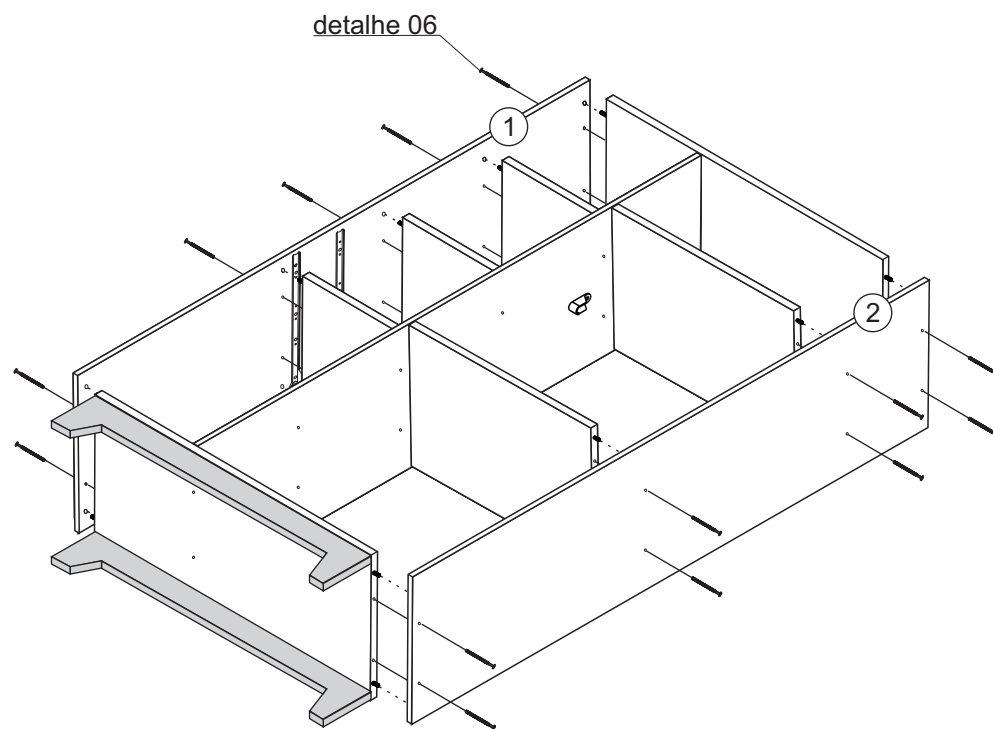


detalhe 6

8




A- Parafuso Soberbo
5 x 45mm (20x)



detalhe 5

9



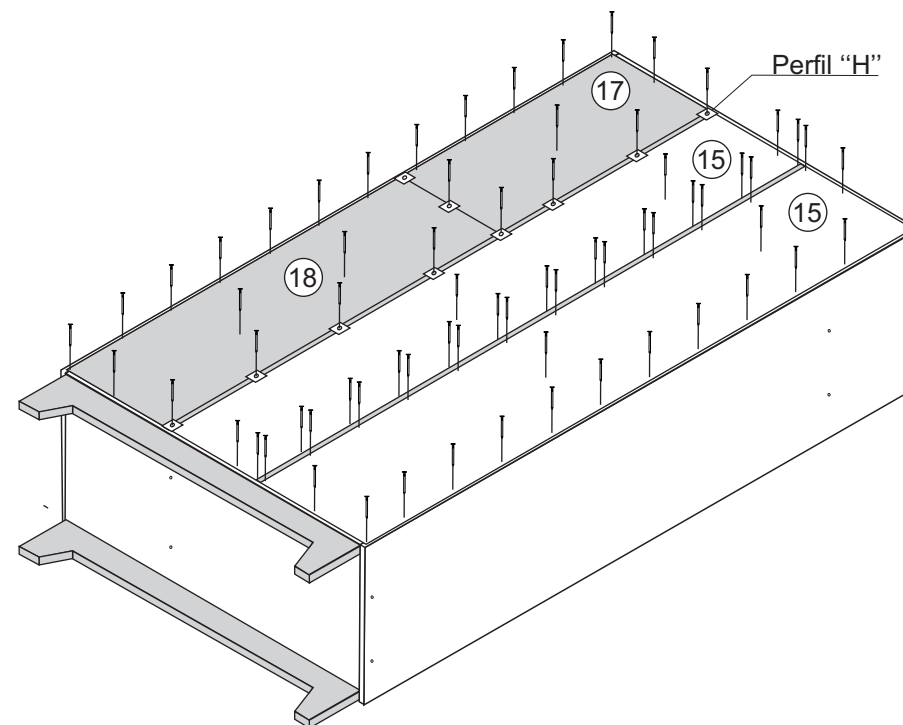
M- Prego 10x10
(40x)



U- Chapinha
Fixação (10x)

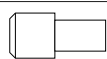


S- Perfil "H"
(1x)



Obs: Cuidado ao levantar o móvel.
Necessário duas pessoas.

10



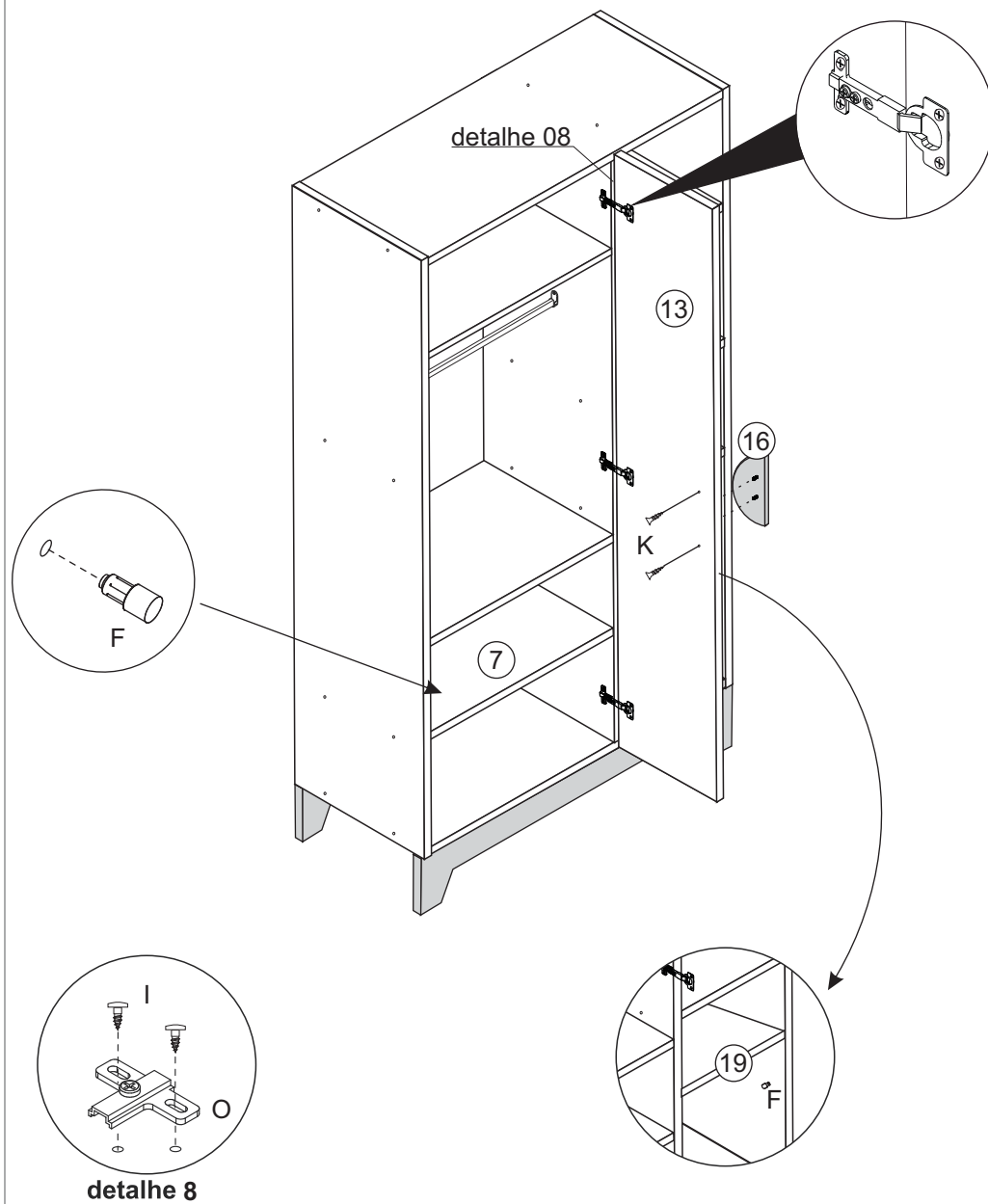
F- Suporte Prateleira Plástico (4x)



L- Parafuso Panela 3,5 x 12mm (24x)



O- Kit Dobradiça 35mm (6x)



Capacidade de Carga

