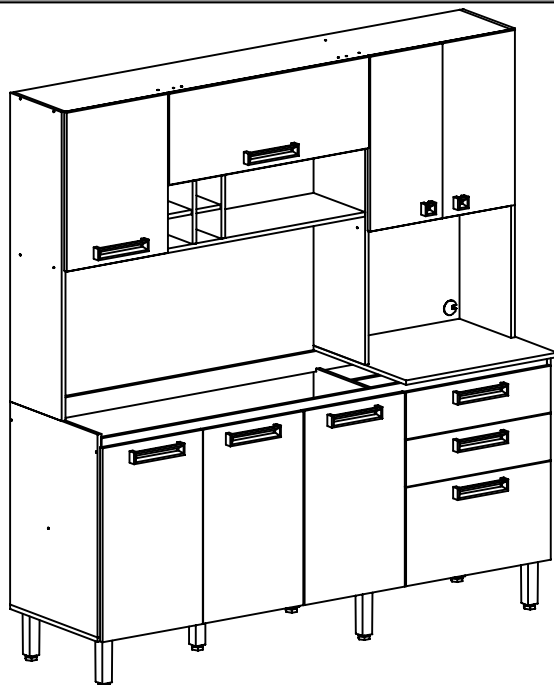
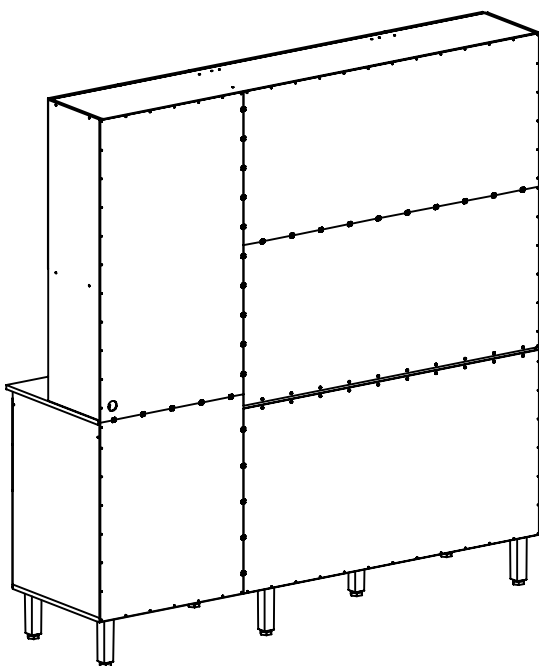


ASPECTO MONTADO / ASSEMBLY ASPECT /
ASPECTO LISTO



ASPECTO TRASEIRO / BOTTOM ASPECT /
ASPECTO TRASERO













LISTA DE PEÇAS

Nº	COD	NOME DA PEÇA / NAME OF THE PIECE / NOMBRE DE LA PIEZA	MEDIDA	QTDE	MAT. PRIMA
VOLUME 01					
01	108326.1050.0295	LATERAL SUP. DIREITA / UPPER RIGHT LATERAL / LATERAL SUP. DERECHA	1050x295x15	01	MDP
02	108327.1050.0295	LATERAL SUP. ESQ. / UPPER LEFT LATERAL / LATERAL SUP. IZQUIERDA	1050x295x15	01	MDP
03	108328.1035.0295	DIVISÃO INTERM. / INTERMEDIARY DIVISION / DIVISIÓN INTERMEDIARIA	1035x295x15	01	MDP
04	108329.1785.0295	CHAPÉU / HAT / CUBIERTA	1785x295x15	01	MDP
05	108330.1200.0295	BASE I / BASE I / BASE I	1200x295x15	01	MDP
06	108331.0805.0295	PRATELEIRA CENTRAL / CENTRAL SHELF / REPISA CENTRAL	805x295x15	01	MDP
07	100624.0570.0295	PRATELEIRA II DIREITA / RIGHT SHELF II / REPISA II DERECHA	570x295x15	02	MDP
08	108332.0215.0295	LATERAL DO NICHÔ / NICHE LATERAL / LATERAL DEL NICHÔ	215x295x15	02	MDP
09	108333.0215.0295	DIVISÃO DO NICHÔ / NICHE DIVISION / DIVISIÓN DEL NICHÔ	215x295x15	01	MDP
10	108334.0100.0290	PRATELEIRA DO NICHÔ / NICHE SHELF / REPISA DEL NICHÔ	100x290x15	02	MDP
11	108335.0285.0070	BATENTE I SUPERIOR / UPPER DOORPOST I / DIVISIÓN I SUPERIOR	285x70x15	01	MDP
12	108389.0595.0290	PORTA SUP. DIR.-LADO B / UPPER RIGHT DOOR-SIDE B / PUERTA SUP. DER.-LADO B	595x290x15	01	MDP
13	108390.0595.0290	PORTA SUP. ESQ.-LADO B / UPPER LEFT DOOR-SIDE B / PUERTA SUP. IZQ.-LADO B	595x290x15	01	MDP
14	100857.0615.0070	BATENTE FRONTAL INF. / LOWER FRONT DOORPOST / DIVISIÓN FRONTAL INF.	615x70x15	01	MDP
15	100630.0300.0070	BATENTE TRAS. INF. / LOWER BOTTOM DOORPOST / DIVISIÓN TRASERA INF.	300x70x15	01	MDP
16	106924.1785.0060	SUPORTE FRONTAL / FRONT SUPPORT / APOYO FRONTAL	1785x60x15	01	MDP
17	108342.1785.0070	SUPORTE TRASEIRO / BOTTOM SUPPORT / APOYO TRASERO	1785x70x15	01	MDP
18	108394.0660.0401	PORTA INF. DIREITA / LOWER RIGHT DOOR / PUERTA INFERIOR DERECHA	660x401x15	02	MDP
19	108396.0335.0580	PORTA INF. DIR. MENOR / SMALLER LOWER RIGHT DOOR / PUERTA INF. DER. MENOR	335x580x15	01	MDP
20	100861.0605.0530	TAMPO / COVER / TAPA	605x530x15	01	MDP
21	102493.0525.0405	FUNDO DE GAVETA / DRAWER BOTTOM / FONDO DEL CAJÓN	525x405x03	02	DURAPLAC
22	108346.1055.0590	TRASEIRO SUP. DIREITO / UPPER RIGHT BOTTOM / TRASERO SUP. DERECHO	1055x590x03	01	DURAPLAC
23	108347.1220.0535	TRASEIRO SUP. ESQ. / UPPER LEFT BOTTOM / TRASERO SUP. IZQUIERDO	1220x535x03	01	DURAPLAC
24	108348.1220.0560	TRASEIRO CENTRAL / CENTRAL BOTTOM / TRASERO CENTRAL	1220x560x03	01	DURAPLAC
25	108349.1220.0645	TRASEIRO INF. ESQUERDO / LOWER LEFT BOTTOM / TRASERO INF. IZQUIERDO	1220x645x03	01	DURAPLAC
26	100648.0695.0590	TRASEIRO INF. DIREITO / LOWER RIGHT BOTTOM / TRASERO INF. DERECHO	695x590x03	01	DURAPLAC
VOLUME 02					
27	108391.0310.0800	PORTA BASCULANTE / HORIZONTAL DOOR / PUERTA HORIZONTAL	310x800x15	01	MDP
28	108392.0540.0405	PORTA SUP. ESQ.-LADO A / UPPER LEFT DOOR-SIDE A / PUERTA SUP. IZQ.-LADO A	540x405x15	01	MDP
29	108340.0675.0500	LATERAL INF. DIREITA / LOWER RIGHT LATERAL / LATERAL INF. DERECHA	675x500x15	01	MDP
30	100845.0690.0500	LATERAL INF. ESQUERDA / LOWER LEFT LATERAL / LATERAL INF. IZQUIERDA	690x500x15	01	MDP
31	108341.0615.0500	DIVISÃO GAVETEIRO / DRAWER DIVISION / DIVISIÓN DE LOS CAJONES	615x500x15	01	MDP
32	100631.0810.0440	PRATELEIRA II INFERIOR / LOWER SHELF II / REPISA II INFERIOR	810x410x15	01	MDP
33	108393.0580.0159	FRENTE DE GAVETA / DRAWER FRONT / FRENTE DEL CAJÓN	580x159x15	02	MDP
34	108395.0660.0401	PORTA INF. ESQUERDA / LOWER LEFT DOOR / PUERTA INF. IZQUIERDA	660x401x15	01	MDP
35	100847.1815.0500	BASE II / BASE II / BASE II	1815x500x15	01	MDP
36	108425.0400.0100	LATERAL DE GAV DIR. / RIGHT DRAWER LATERAL / LATERAL DEL CAJÓN DERECHA	400x100x15	02	MDP
37	108426.0400.0100	LATERAL DE GAV. ESQ. / LEFT DRAWER LATERAL / LATERAL DEL CAJÓN IZQUIERDA	400x100x15	02	MDP
38	108354.0515.0078	CONTRA FUNDO DE GAVETA / DRAWER BOTTOM BOARD / CONTRA FONDO DEL CAJÓN	515x78x15	02	MDP
VOLUME 03					
39	108397	ACESSÓRIO DE MONTAGEM / ASSEMBLY ACCESSORY / ACCESORIO DE MONTAJE	-	01	DIVERSOS
40	908920	CORREDIÇA (PAR) / SLIDING (EQUAL) / CORREDERA (PAR)	400MM	02	METAL
41	908640	PÉS / FEET / PATA	170MM	07	PLÁSTICO

CÓDIGOS IDENTIFICADOS NO TOPO DA MAIORIA DAS PEÇAS DO PRODUTO.
THESE CODES ARE IDENTIFIED ON THE SIDE OF MOST PARTS OF THE PRODUCT.
CÓDIGO IMPRESO EN EL CANTO CRUDO DE LA MAYORIA DE LAS PIEZAS.

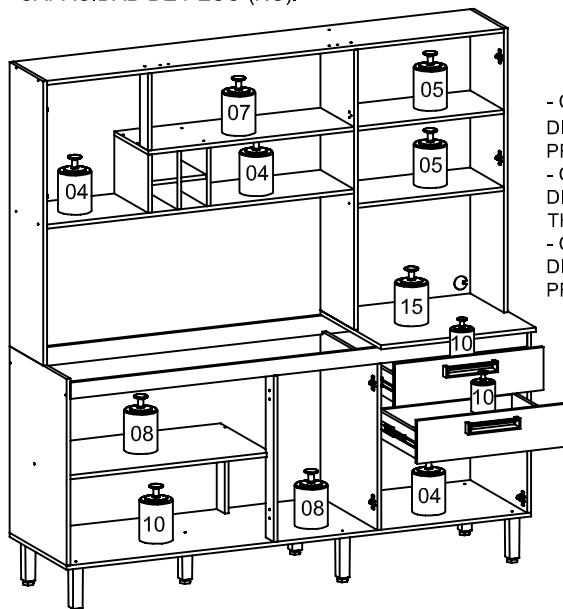
LISTA DE ACESSÓRIO - 1X1

	A 94 907532 - PARAF. 4,0X12 CABEÇA PANELA		F 52 903542 - PARAF. 3,5X40
	B 20 903540 - PARAF. 3,5X25 FLANGEADO		G 04 905126 - PORCA SEXTAVADA
	C 04 903571 - PARAF. M4X25		H 105 904801 - PREGO 09X09
	D 02 903575 - PARAF. MINIFIX		I 64 902913 - CAVILHA 8X30
	E 07 903557 - PARAF. 5,0X35 FLANGEADO		J 06 902915 - CAVILHA 8X50

LISTA DE ACESSÓRIO

	K 06 904982 - KIT DOBRADIÇA ALTA C/ 2		P 14 902900 - CANTONEIRA METÁLICA P/ VISTA		T 01 900970 - PASSA FIO ADESVIO
	L 02 908736 - DOBRADIÇA ALTA 35MM		Q 02 908906 - PUXADOR 32MM		U 02 904981 - TAMBOR MINIFIX
	M 02 908738 - CALÇO DA DOBRADIÇA 35MM		R 08 908774 - PUXADOR 192MM		V 03 906247 - SUPORTE CADEIRINHA
	N 02 903182 - DOBRADIÇA BAIXA 26MM		S 30 900456 - FIXADOR P/ FUNDO		W 02 900431 - SUPORTE A GÁS
	O 02 902351 - CALÇO DA DOBRAD. BAIXA 26MM				

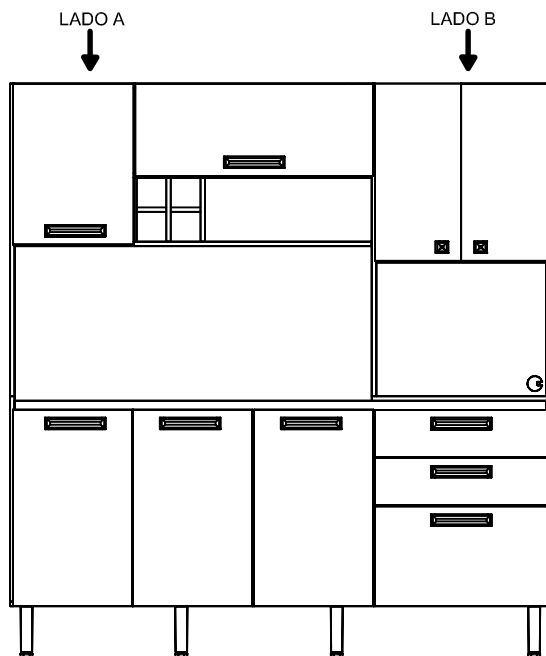
* LIMITE DE PESO MÁXIMO SUPORTADO (KG).
WEIGHT CAPACITY (KG).
CAPACIDAD DE PESO (KG).



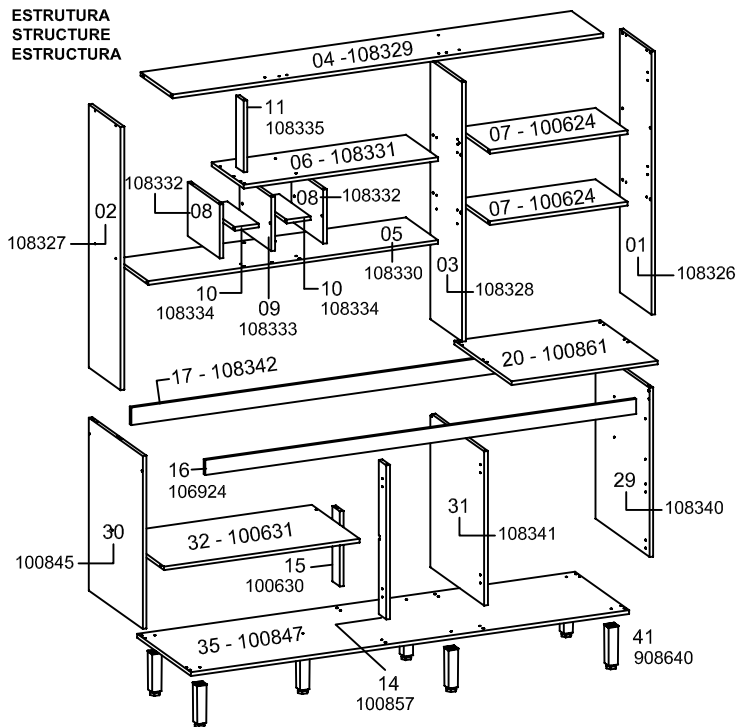
- CONSIDERAR UM PESO BEM
DISTRIBUÍDO POR TODO O
PRODUTO.
- CONSIDER A WELL
DISTRIBUTED WEIGHT IN ALL
THE PRODUCT.
- CONSIDERAR UN PESO BIEN
DISTRIBUIDO EN TODO EL
PRODUCTO.

ATENÇÃO / ATTENTION / ATENCIÓN:

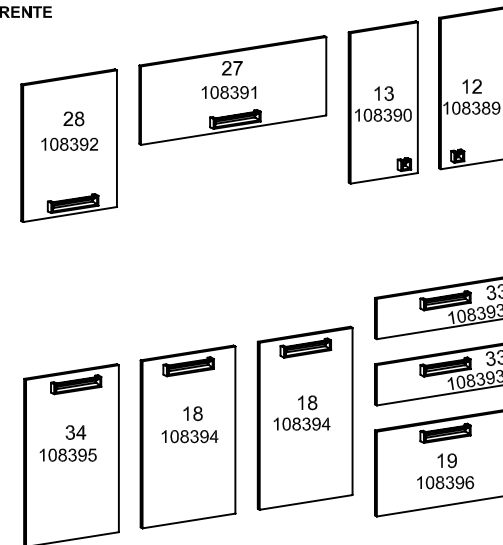
- A LIMPEZA DO MÓVEL DEVE SER EFETUADA SOMENTE COM PANO MACIO E MODERADAMENTE UMEDECIDO COM ÁGUA PURA OU SOLUÇÃO COM SABÃO NEUTRO.
- FOR CLEANING, USE ONLY A SOFT CLOTH MODERATELY MOISTENED WITH PURE WATER OR A SOLUTION WITH NEUTRAL SOAP.
- PARA LIMPIEZA DEL MUEBLE USAR PAÑO SUAVE Y MODERADAMENTE HUMEDECIDO CON AGUA PURA O SOLUCIÓN CON JABÓN NEUTRO.
- NÃO UTILIZE PRODUTOS QUÍMICOS OU ABRASIVOS, TAIS COMO: CERA, ÁLCOOL, DETERGENTES, TINNER.
- DO NOT USE CHEMICAL OR ABRASIVE PRODUCTS. FOR EXAMPLE: WAX, ALCOHOL, DETERGENT, THINNER.
- NO APLICAR PRODUCTOS QUÍMICOS O ABRASIVOS TAIS COMO: CERAS, ALCOOL, THINNER, DETERGENTE.
- AO SOLICITAR ASSISTÊNCIA TÉCNICA, INFORME O CÓDIGO DO PRODUTO, A COR E O CÓDIGO DA PEÇA CORRETAMENTE.
- WHEN REQUESTING TECHNICAL ASSISTENCE, INFORM THE PRODUCT CODE, THE COLOR AND THE PIECE CODE CORRECTLY.
- SI NECESITAR REPUESTOS, INFORMAR EL CÓDIGO DEL PRODUCTO, EL COLOR Y EL CÓDIGO DE LA PIEZA.



ESTRUTURA
STRUCTURE
ESTRUCTURA



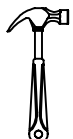
FRENTE
FRONT
FRENTE



FERRAMENTAS NECESSÁRIAS P/ MONTAGEM.
(NÃO SÃO FORNECIDAS)
REQUIRED TOOLS FOR ASSEMBLY. (NOT PROVIDED)
HERRAMIENTAS NECESARIAS.
(NO PROPORCIONADAS)



TRENA



MARTELO



PARAFUSADEIRA /
FURADEIRA



CHAVE PHILIPS



CHAVE DE FENDA

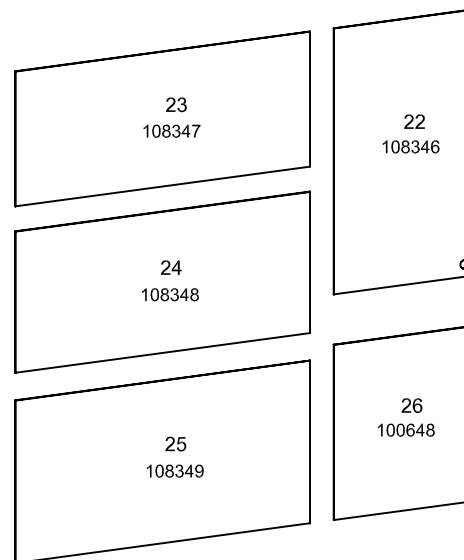


- PESSOAS NECESSÁRIAS P/ MONTAGEM.
- REQUIRED PEOPLE FOR ASSEMBLY.
- CANTIDAD DE PERSONAS NECESARIAS
P/ ARMAR.

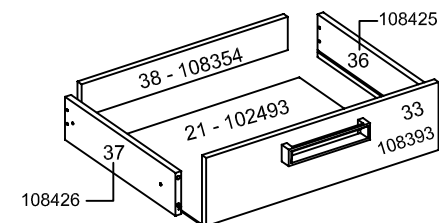


1 PESSOA
1 PERSON
1 PERSONA

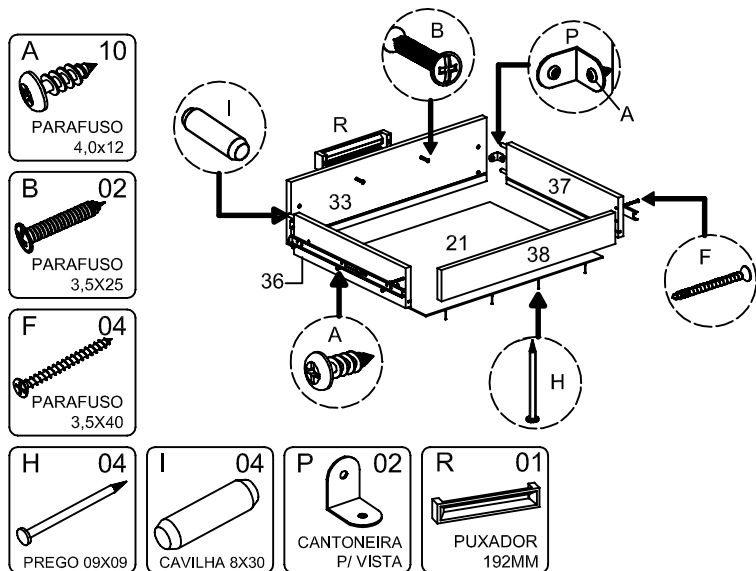
TRASEIRO
BOTTOM
TRASERO



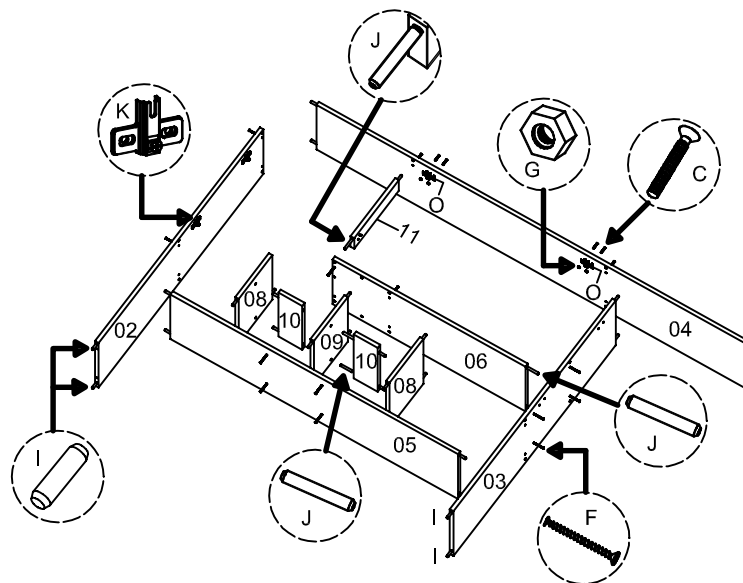
GAVETA
DRAWER
CAJÓN



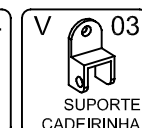
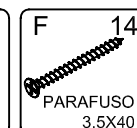
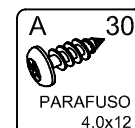
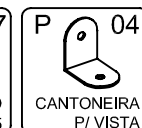
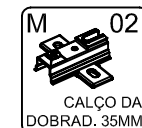
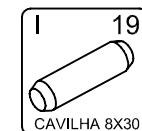
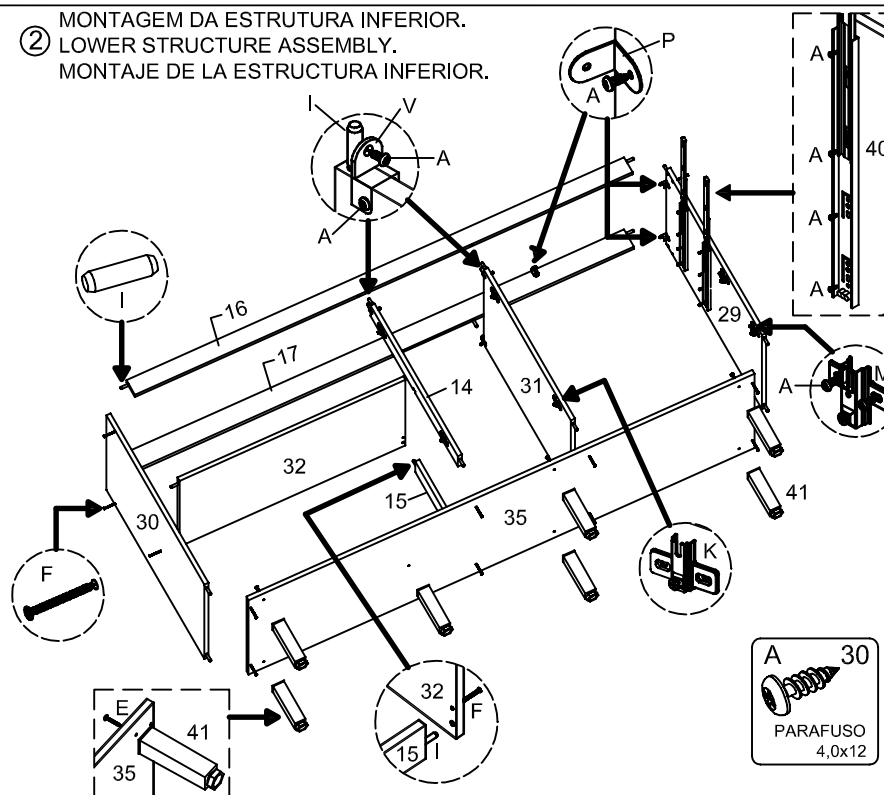
① MONTAGEM DAS GAVETAS.
DRAWERS ASSEMBLY.
MONTAJE DE LOS CAJONES.



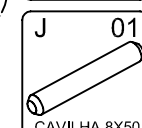
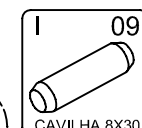
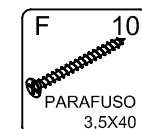
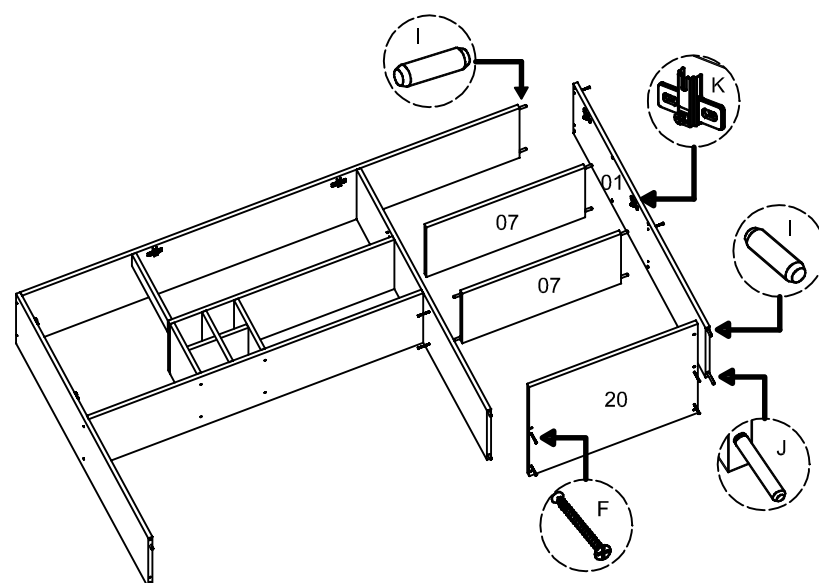
③ MONTAGEM DA ESTRUTURA SUPERIOR - LADO A.
UPPER STRUCTURE ASSEMBLY - SIDE A.
MONTAJE DE LA ESTRUCTURA SUPERIOR - LADO A.



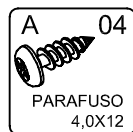
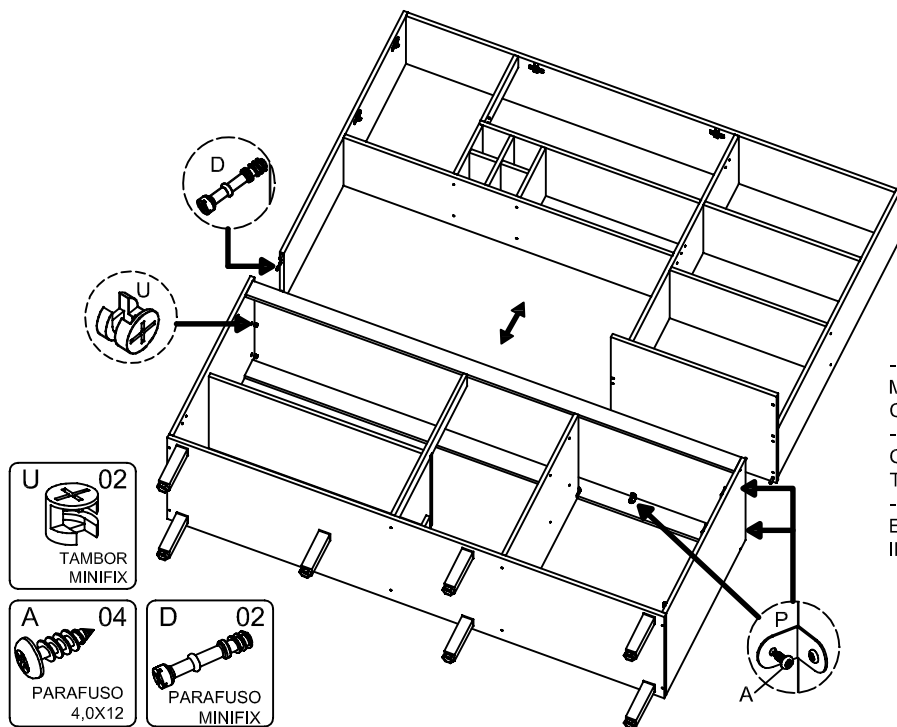
② MONTAGEM DA ESTRUTURA INFERIOR.
LOWER STRUCTURE ASSEMBLY.
MONTAJE DE LA ESTRUCTURA INFERIOR.



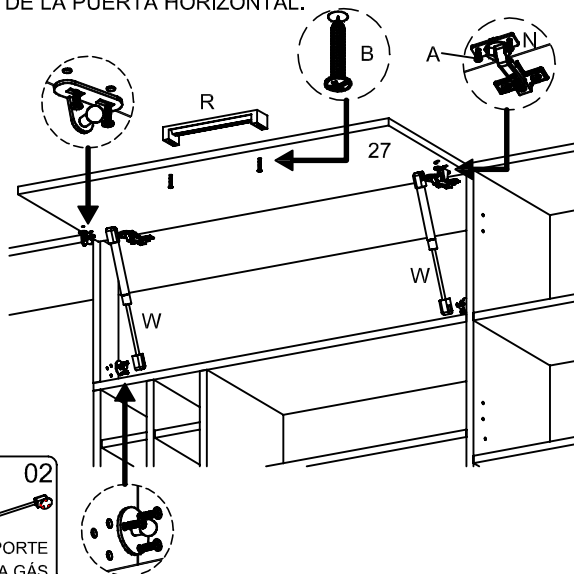
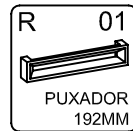
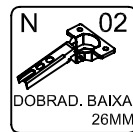
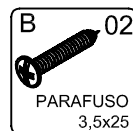
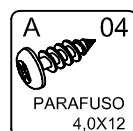
④ MONTAGEM DA ESTRUTURA SUPERIOR - LADO B.
UPPER STRUCTURE ASSEMBLY - SIDE B.
MONTAJE DE LA ESTRUCTURA SUPERIOR - LADO B.



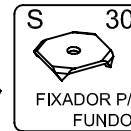
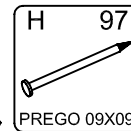
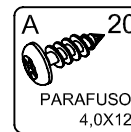
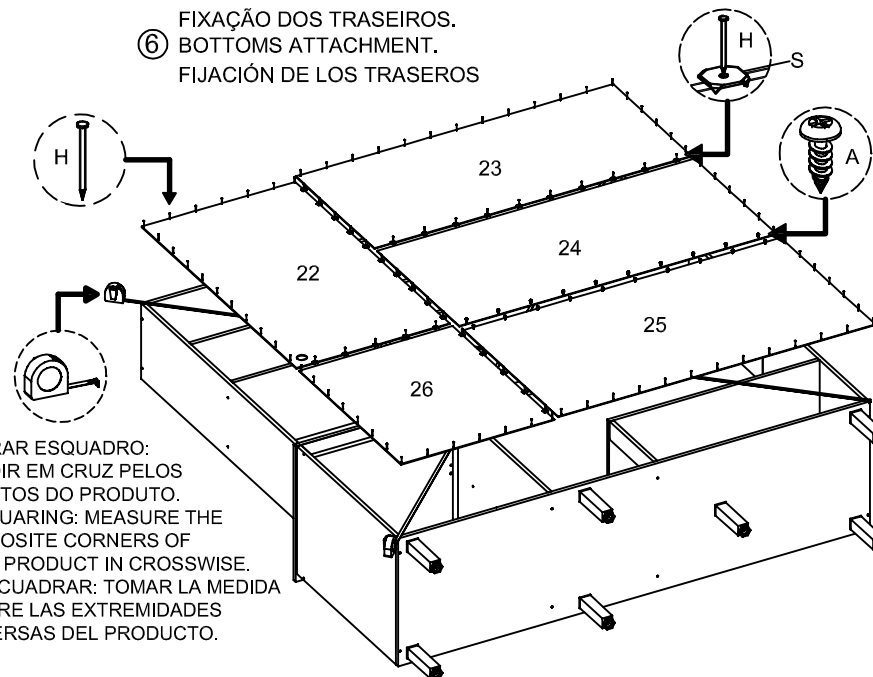
- ⑤ FIXAÇÃO DA ESTRUTURA INFERIOR COM A SUPERIOR.
UPPER STRUCTURE ATTACHMENT INTO LOWER.
FIJACIÓN DE LA ESTRUCTURA INFERIOR CON LA SUPERIOR.



- ⑦ COLOCAÇÃO DA PORTA BASCULANTE.
HORIZONTAL DOOR PLACEMENT.
COLOCACIÓN DE LA PUERTA HORIZONTAL.

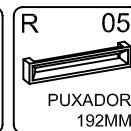
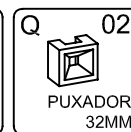
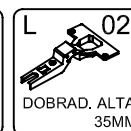

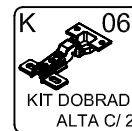
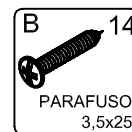
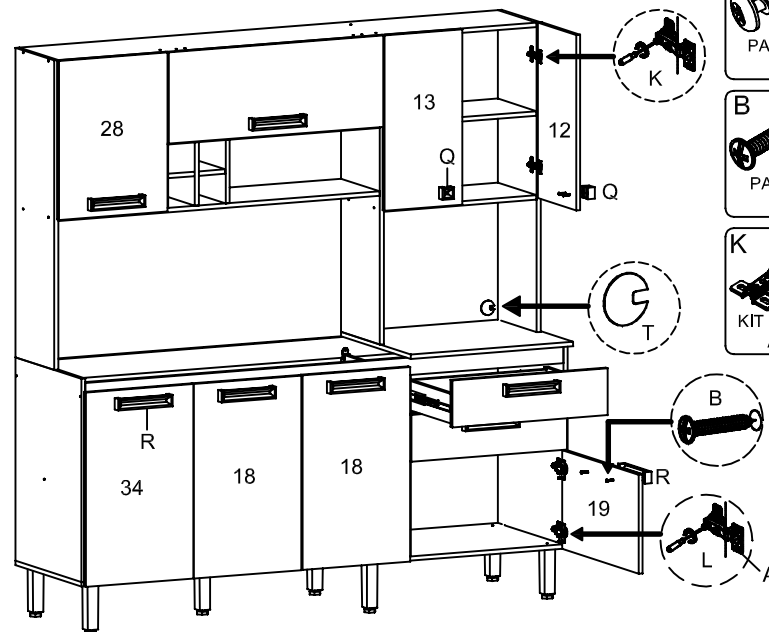


- ⑥ FIXAÇÃO DOS TRASEIROS.
BOTTOMS ATTACHMENT.
FIJACIÓN DE LOS TRASEROS



- TIRAR ESQUADRO:
MEDIR EM CRUZ PELOS
CANTOS DO PRODUTO.
- SQUARING: MEASURE THE
OPPOSITE CORNERS OF
THE PRODUCT IN CROSSWISE.
- ESCUADRAR: TOMAR LA MEDIDA
ENTRE LAS EXTREMIDADES
INVERSAS DEL PRODUCTO.

- ⑧ COLOCAÇÃO DAS PORTAS E GAVETAS.
DOORS AND DRAWERS PLACEMENT.
COLOCACIÓN DE LAS PUERTAS Y CAJONES.



- INFORMAÇÃO AO MONTADOR:
USAR PARAFUSADEIRA NO
TORQUE BAIXO!

- INFORMATION TO THE ASSEMBLER:
USE THE CORDLESS DRILL AT LOW
TORQUE.

- INFORMACIÓN AL ARMADOR:
UTILIZAR ATORNILLADOR EN
TORQUE BAJICO.