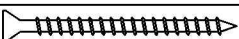


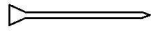












ESM 217

PARA PEDIDOS DE ASSISTÊNCIA TÉCNICA, INFORMAR CÓDIGO E A COR DA PEÇA

LISTA DE PEÇAS / LISTA DE PIEZAS/ LIST OF PIECES

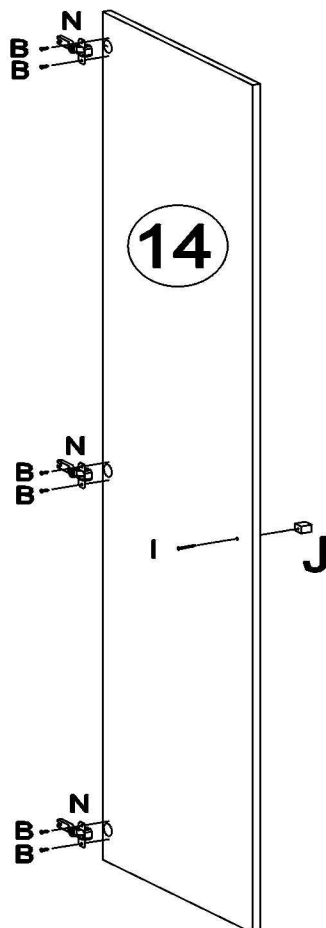
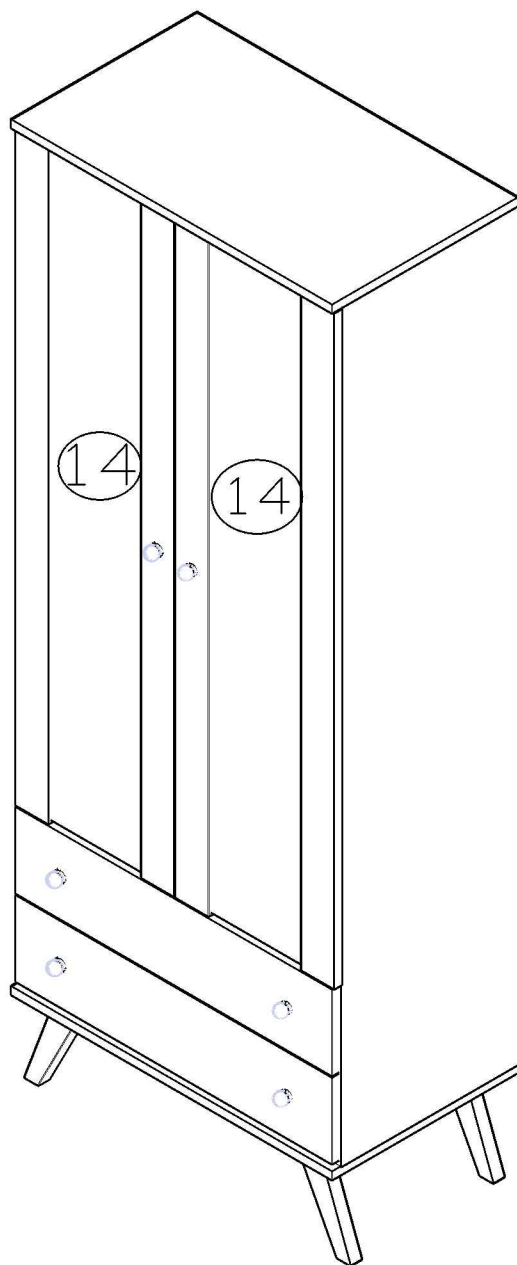
PEÇAS / PIEZAS / PIECES	Dimensões / Dimensiones / Dimensions	Código/code	QTD.
BASE / BASE / BASE	① 705 X 405 X 15	60492	02
Lat esquerda / Lat izquierda / Left side	② 1625 X 385 X 15	60372	01
Lat direita/ Lat Derecha / Right side	③ 1625 X 385 X 15	60373	01
Teto / Techo / Ceiling	④ 705 X 405 X 15	60374	01
Prateleira / Repisa / Shelf	⑤ 670 X 300 X 15	60375	03
Prateleira / Repisa / Shelf	⑥ 670 X 385 X 15	60376	01
Frente de gaveta / Frente del cajón/ Drawer front	⑦ 690 X 162 X 15	47222	02
Lateral gaveta / Cajón lateral / Side drawer	⑧ 380 X 100 X 15	60374	04
Costa de gaveta / Cajón costa / Coast drawer	⑨ 615 X 100 X 15	46408	02
Pilastra / Pilastra / Pilaster	⑩ 670 X 70 X 15	46379	01
Costa / Fondo/ Back	⑪ 690 X 350 X 3	60377	01
Base gaveta / Fondo del cajón/ Bottom off drawer	⑫ 640 X 385 X 15	60378	03
Costa / Fondo/ Back	⑬ 690 X 323 X 3	60491	04
Porta de vidro/ Puerta de vidrio/ Glass door	⑭ 1276 X 345 X 15	61197	02

FERRAGENS / HERRAJENS / HARDWARE	DIMENSÕES Dimensiones / Dimensions	CÓDIGO	QTD.
① 	4,5 x 50	—	28
② 	3,5 x 14	—	28
③ 	—	—	01
④ 	10 x 10	—	100
⑤ 	7 x 50	—	05
⑥ 	8 MM	—	16
⑦ 	350 MM	158	02
⑧ 	22 x 22	—	04
⑨ 	4,0 x 30	—	04
⑩ 	—	60436	04
⑪ 	—	58322	05
⑫ COLA / GLUE	12 g	—	01
⑬ 	—	—	20
⑭ 	26 MM	—	06
⑮ 	—	—	06

Movelbento

Rua: Joana Guindani Tonello
Bento Gonçalves, RS
3454 7500
www.movelbento.com.br

COLOCAR OS PUXADORES E DOBRADIÇAS



Movelbento

Rua: Joana Guindani Tonello

Bento Gonçalves, RS

3464 7500

www.movelbento.com.br

REVISÃO 22/02/2017