



DETALHE DA MONTAGEM
DETAIL OF THE ASSEMBLY
DETALLE DE LA ASAMBLEA



PATRIMAR MÓVEIS

Fone/Fax: 17 3283-9200

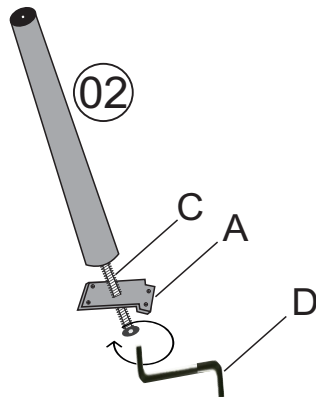
Rua Laudicério Mendes de Oliveira, 595
Distrito Industrial Brasil 500 - CEP 15155-000 - Jaci - SP



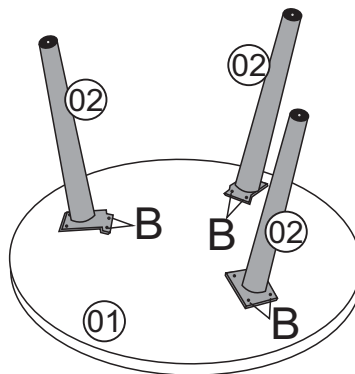
e-mail: patrimar@patrimarmoveis.com.br

Mesa de Apoio Legs


Fixar os pés (02) c/ parafusos (C) + nas chapinhas (A) usando chave Allen (D).







Depois fixa-las na peça (01) c/ parafusos (B).



Móvel Pronto



QUANTIDADE DE ACESSÓRIOS / AMOUNT OF ACCESSORIES / CANTIDAD DE ACCESORIOS

A	03		B	12	 3,5 x 14 Chato
C	03		D	01	 Chave Allen

Mesa de Apoio Legs



IDENTIFICAÇÃO DAS PEÇAS

Nº DA PEÇA	QTD USO	MEDIDA PEÇA	DESCRIÇÃO NA PEÇA
01	01	535x535	Tampo
02	03	600x45	Pés