



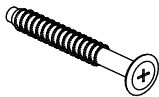
# ESTANTE ESCADA DECOR



1 Unir as duas "escadas" com o parafuso que acompanha a embalagem



Acompanha



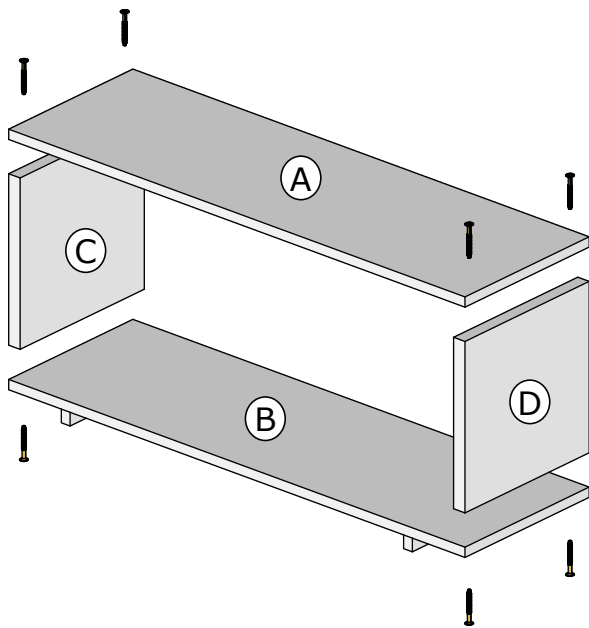
ø5,0x50mm

Quantidade

8

2


Montagem do nicho



Montar o nicho com as peças A, B, C e D

3

Inserir o nicho e as peças 3 e 4 nos espaços conforme mostra o desenho e abrir a escada até a travar nas prateleiras



**madersilva**