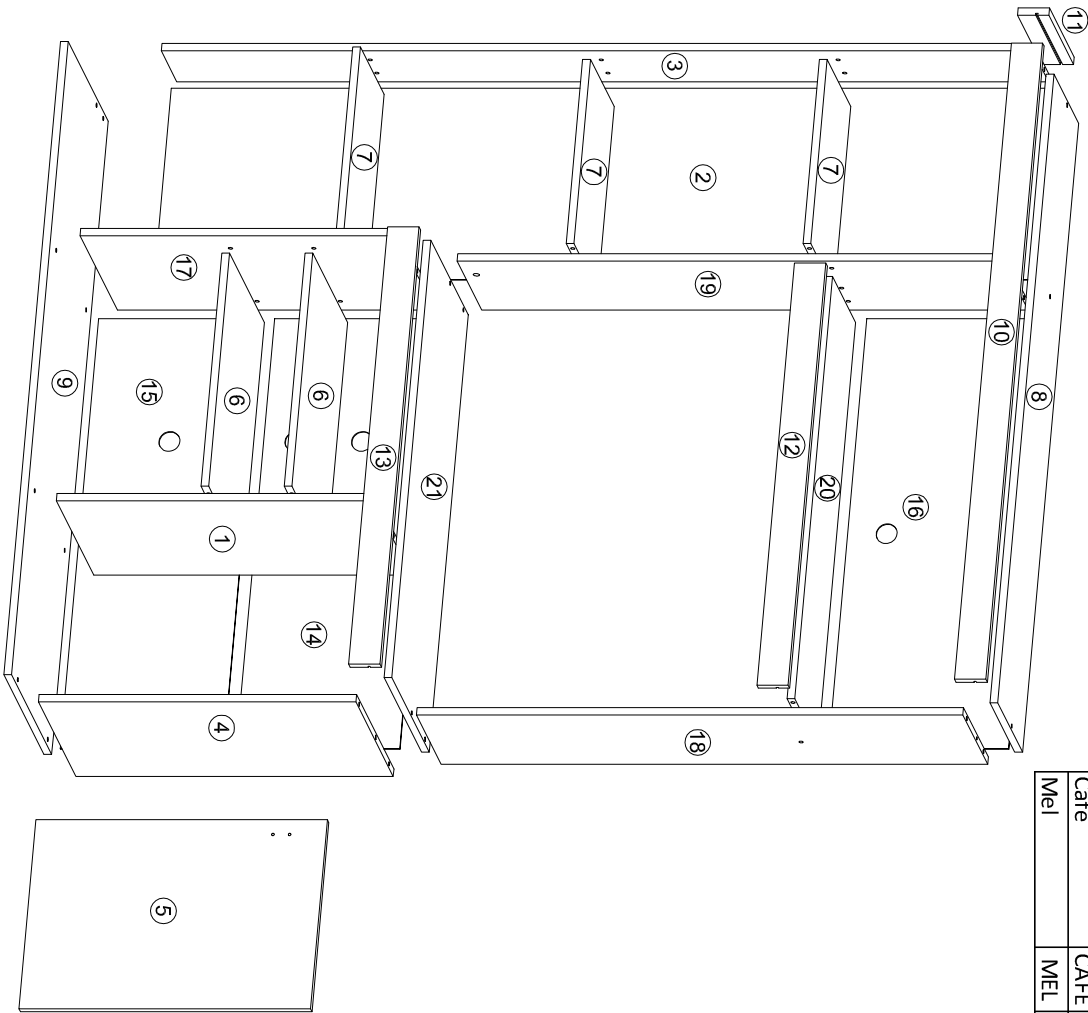


Instrução de montagem

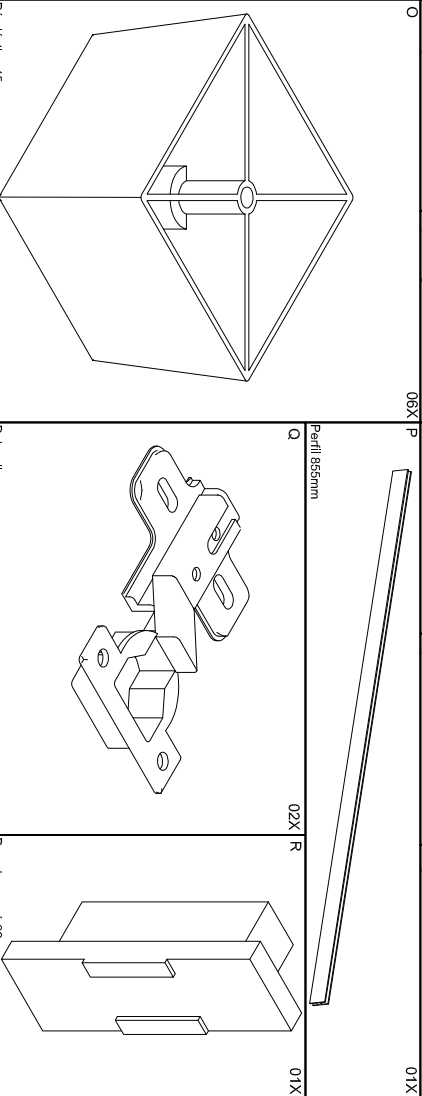
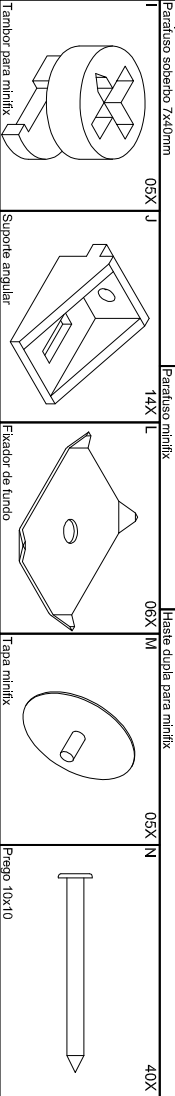
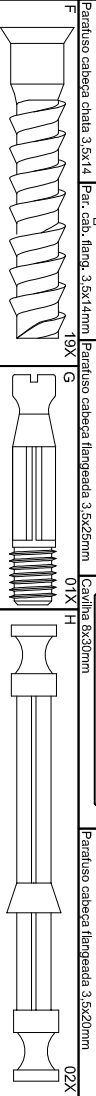
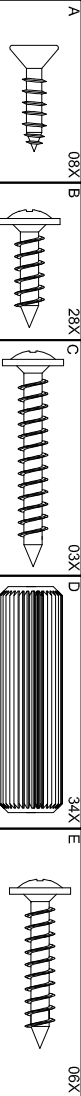
Medida do produto montado - 1755x1300x385mm


Estante Leticia Plus

Legenda de cores		
Café	CAFÉ	1
Mel	MEL	2



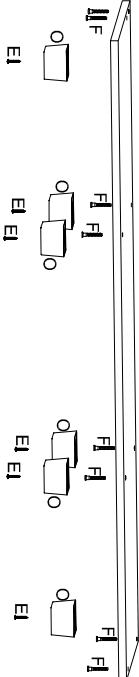
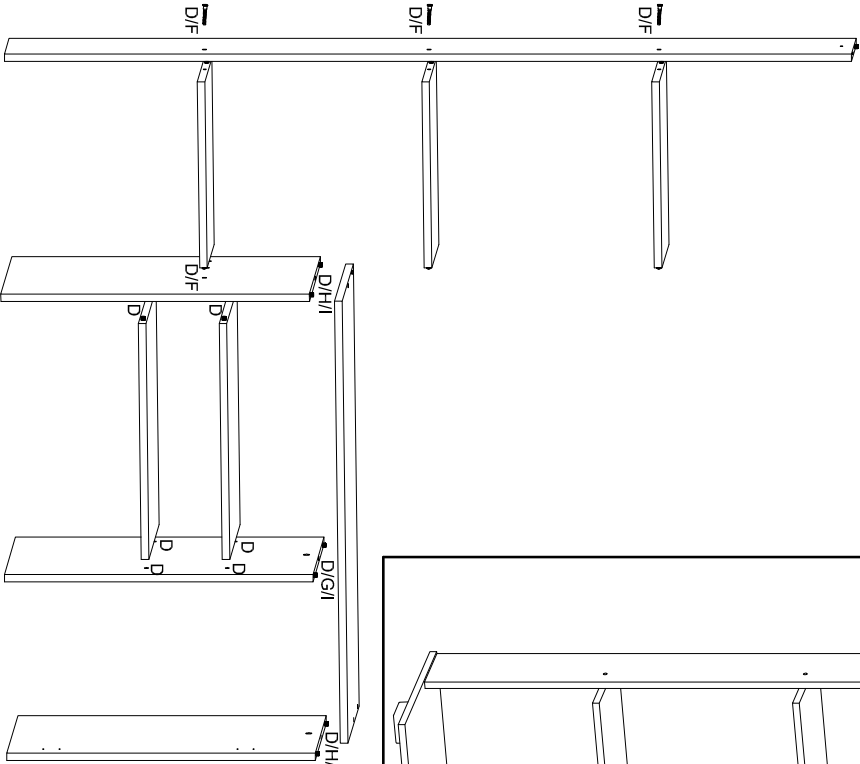
Código	CAFÉ	MEL	Nº	Dimensão	Nome da peça	QTDE	Material
3240001	1.01	2.01	1	610x360x15	Divisão	1	MDP
3240002	1.02	2.02	2	1692x390x2,5	Fundo lateral	1	Duratre
3240003	1.03	2.03	3	1675x150x150	lateral externa	1	MDP
3240004	1.04	2.04	4	610x360x15	lateral inferior direita	1	MDP
3240005	1.05	2.05	5	560x385x15	Porta	1	MDP
3240006	1.06	2.06	6	475x335x15	Prateleira inferior	2	MDP
3240007	1.07	2.07	7	375x228x15	Prateleira lateral	3	MDP
3240008	1.08	2.08	8	1281x238x15	Tampo superior	1	MDP
3240009	1.09	2.09	9	1290x385x15	Base	1	MDP
3240010	1.10	2.10	10	1296x60x15	Frete superior	1	MDP
3240011	1.11	2.11	11	238x60x15	Frete superior lateral	1	MDP
3240012	1.12	2.12	12	860x60x15	Frete tampo meio	1	MDP
3240013	1.13	2.13	13	891x60x15	Frete tampo TV	1	MDP
3240014	1.14	2.14	14	876x314x2,5	Fundo inferior 01	1	Duratre
3240015	1.15	2.15	15	876x314x2,5	Fundo inferior 02	1	Duratre
3240016	1.16	2.16	16	876x346x2,5	Fundo superior	1	Duratre
3240017	1.17	2.17	17	610x360x15	lateral inferior esquerda	1	MDP
3240018	1.18	2.18	18	1050x238x15	lateral superior direita	1	MDP
3240019	1.19	2.19	19	1050x238x15	lateral superior esquerda	1	MDP
3240020	1.20	2.20	20	860x222x15	Tampo meio	1	MDP
3240021	1.21	2.21	21	891x360x15	Tampo TV	1	MDP



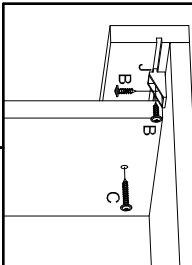
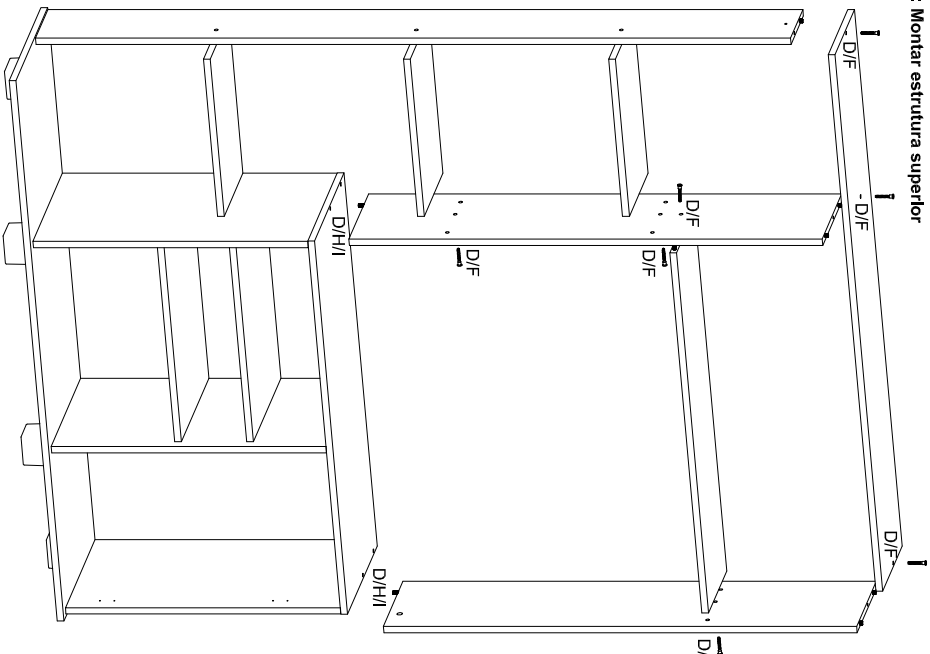


Detalhe de fixação dos pés

1º Passo: Montar estrutura inferior

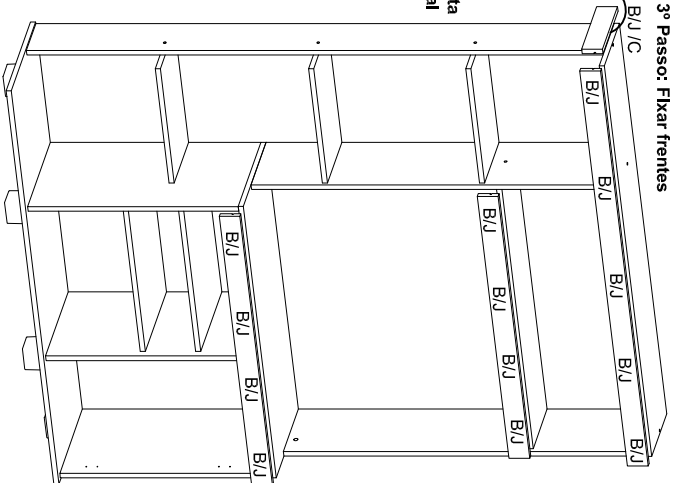


2º Passo: Montar estrutura superior

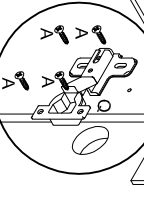
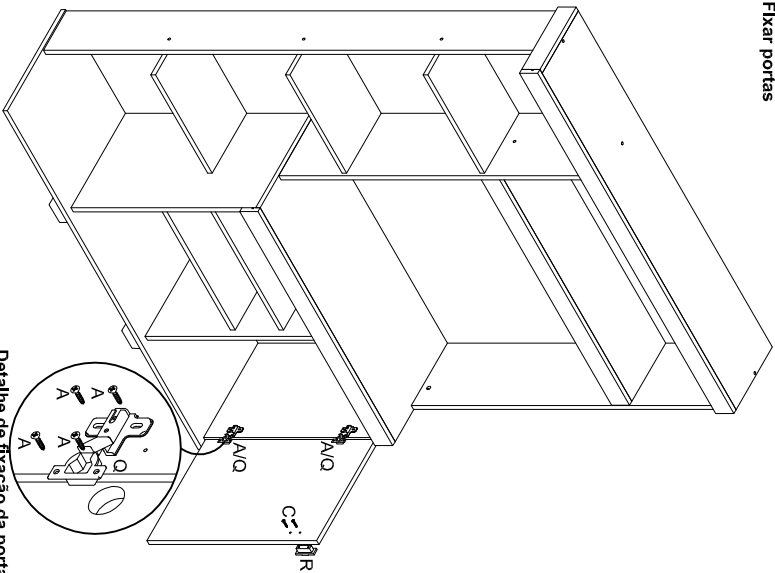


Detalhe de fixação da vista superior lateral

3º Passo: Fixar frentes



5º Passo: Fixar portas



Detalhe de fixação da porta

PERMOBILI INDUSTRIA DE MÓVEIS LTDA