

# PU - 2050



## Instruções de Montagem Assembly Instructions Instrucciones de Montaje

Acesse Vídeos de Montagens  
Access Mounting Videos  
Acceder a los Vídeos de Montaje  
[www.tecnomobili.ind.br](http://www.tecnomobili.ind.br)

**tecnomobili**

Estrada RSC 453, Km s/n° | Garibaldi | RS  
CEP: 95720-000 | Fone / Fax: 54.3464.2050  
sac@moveisvideira.com.br

### Notas Especiais:

**01** -Examine completamente todas as peças do móvel antes de começar o trabalho.

**02** -Recomenda-se montar o móvel conforme este Manual de Montagem.

**03** -É de responsabilidade do montador seguir as instruções do Manual de Montagem, que são fundamentais para garantir a estrutura do móvel.

**04** -Para limpeza, utilizar somente pano úmido e sabão neutro.

### Special notes:

**01** -Check all parts of the unit thoroughly before starting work.

**02** -It is recommended to assemble the furniture according to this Installation Manual.

**03** -It is the responsibility of the assembler to follow the instructions in the Assembly Manual, which are essential to ensure the structure of the furniture.

**04** -For cleaning use only damp cloth and neutral soap.

### Notas especiales:

**01** -Examine completamente todas las piezas del mueble antes de iniciar el trabajo.

**02** -Se recomienda montar el mueble conforme el Manual de Ensamblaje.

**03** -Es de responsabilidad del montador seguir las instrucciones del Manual de Ensamblaje, que son fundamentales para garantizar la estructura del mueble.

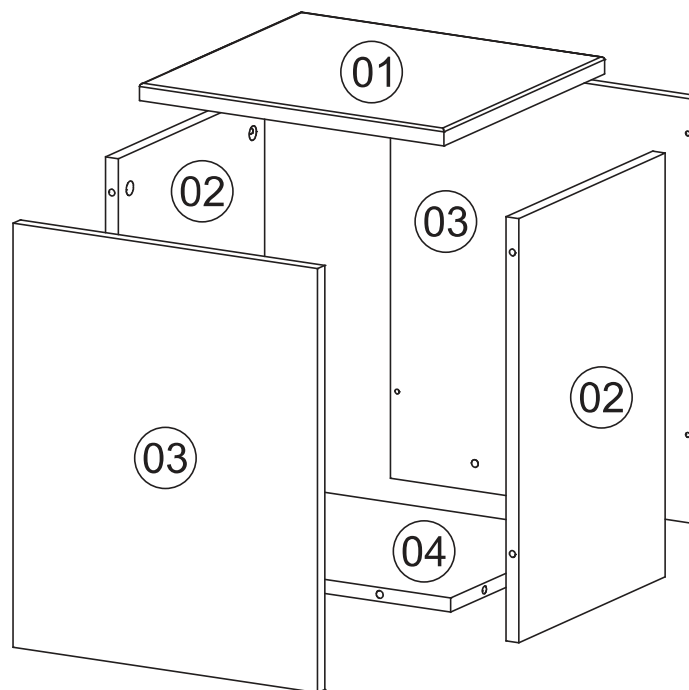
**04** -Para limpieza solamente usar trapo húmedo y jabón neutro.









### Guarante certificate:

The guarantee of products manufactured by Móveis Videira LTDA covers any defects / manufacturing defects, within the period established by the Consumer Protection Code, in its Article 26, II, which provides for a legal guarantee of ninety (90) days.

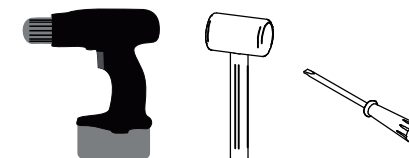
### Lista de Peças / List of pieces / Lista de piezas

CÓD	DESCRIÇÃO	DESCRIPTION	DESCRIPCIÓN	QTD	RAW MATERIAL	DIMENSION
01	Tampo Estofado	Upholstered Top	Tapa Estofado	1	MDP 15mm	330x360x15
02	Lateral	Side	Lateral	2	MDP 15mm	300x450x15
03	Frente Costa	Back Front	Frente Revés	2	MDP 15mm	450x360x15
04	Base	Base	Base	1	MDP 15mm	298x328x15

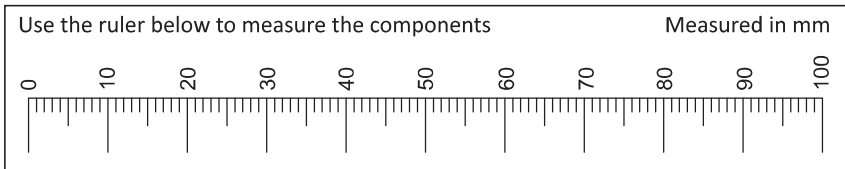


REF	DESCRIPTION	QTD
A	 3,5 x 16mm CC	08
B	 34 x 7mm Parafuso Minifix	08
C	 34 x 7mm Tambor Minifix	08
D	 18 x 18 x 12mm Cantoneira 2 Furos	04
E	 Cavilha 8 x 30mm	08
F	 14 x 8 x 5mm Suporte Prateleira c/ Estria	04
G	 14 x 4mm Sapata Deslizadora	06
H	 22 x 3mm Prego 10 x 10	06

### Ferramentas | Tools | Herramientas



90 min.



Review: 02  
Date: 27/02/2018

