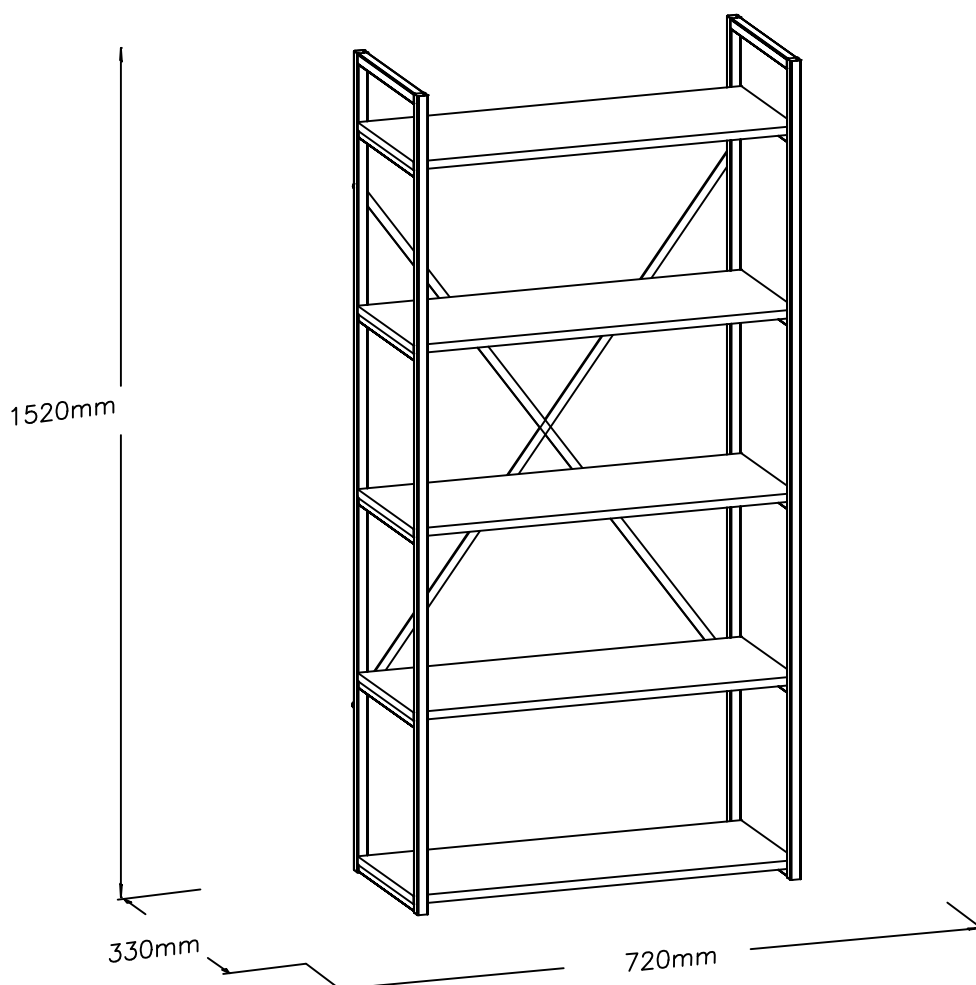


MANUAL DE MONTAGEM

INSTRUCCIONES DE MONTAJE

ASSEMBLY INSTRUCTIONS



ATENÇÃO / PRECAUCIÓN / ATTENTION:

- 1 – Ler atentamente todo o manual antes de iniciar a montagem do móvel.
 - 2 – A montagem deve ser feita em uma superfície plana e limpa.
 - 3 – Recomenda-se utilizar a embalagem do móvel para forrar e chão e assim não danificá-lo.
- 1 – Lea cuidadosamente todo el manual antes de comenzar el montaje.
 - 2 – La instalación debe hacerse sobre una superficie plana y limpia.
 - 3 – Es recomendado ser utilizado para empaquetar móvil a la línea y tierra y por lo tanto dañar ellos.
- 1 – Read the entire manual carefully before starting the furniture assembly.
 - 2 – The assembly must be done on a flat and clean surface.
 - 3 – It is recommended to use the packaging of the furniture to cover and floor and thus not to damage them.

LIMPEZA E CONSERVAÇÃO / LIMPIEZA Y CONSERVACIÓN / CLEANLINESS AND CONSERVATION:

A limpeza do móvel deve ser feita com utilização de pano umedecido com água, podendo conter uma pequena quantidade de álcool. Não utilize produtos abrasivos.

La unidad de limpieza se debe realizar con el uso de paño humedecido con agua y puede contener una pequeña cantidad de alcohol. No utilice productos abrasivos.

The furniture should be cleaned with a cloth dampened with water and may contain a small amount of alcohol. Do not use abrasive products.


GARANTIA / GARANTÍA / WARRANTY:

90 dias para defeitos de fabricação.

90 días a defectos de fabricación.

90 days for manufacturing defects.

FERRAMENTAS NECESSÁRIAS / HERRAMIENTAS NECESARIAS / TOOLS REQUIRED:



Acesse as dicas de
montagem no Youtube

Accede a los consejos de
montaje en Youtube.

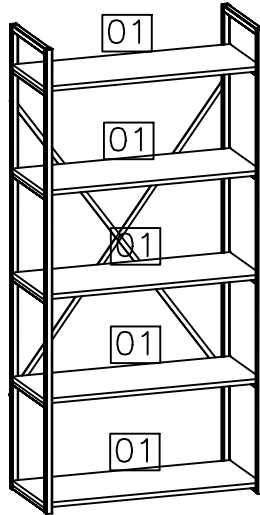
Access the mounting tips on
Youtube.

www.youtube.com/MoveisKappesberg






S:\Arquivos importantes\NÃO APAGAR.png

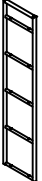
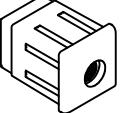
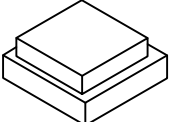
Lista de peças / Lista de piezas / List of pieces

Código/ Código/ Code	Descrição	Descripción	Description	Quantidade/ Cantidad/ Amount	Comprimento/ Longitud/ Length (mm)	Largura/ Ancho/ Width (mm)	Espessura/ Espesor/ Thickness (mm)	Caixa/ Caja/ Box
01	Prateleiras	Esterías	Shelf	5	720	288	15	A

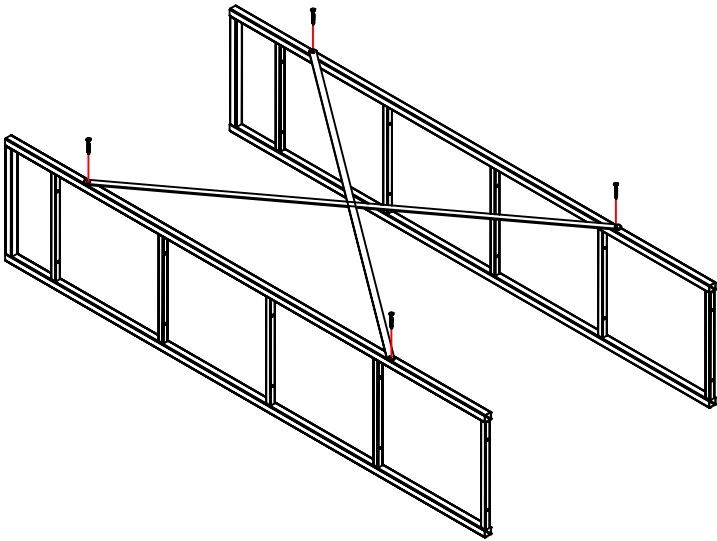




Ferragem / Herrajes / Hardware

	Código/ Código/ Code	Descrição / Descripción / Description	Quan. / Cant. / Amou.
PF6	FRPRF=58732 CNBR=14773	 Parafuso/ Tornillo/ Screw 3,5x25	20
PP9	FRPRF=58748 CNBR=76617	 Parafuso/ Tornillo/ Screw 4,2X16	4
EM	58	 Etiqueta marca/Tag label "Kappesberg"	1
SA	CNBR=76616 FRPRF=58639	 Sapata regulável/Zapato/ Shoe 1/4x20	4
H	FRPRF=58169 CNBR=75319	 Haste de ferro/Barra de hierro/Made of ferro	2

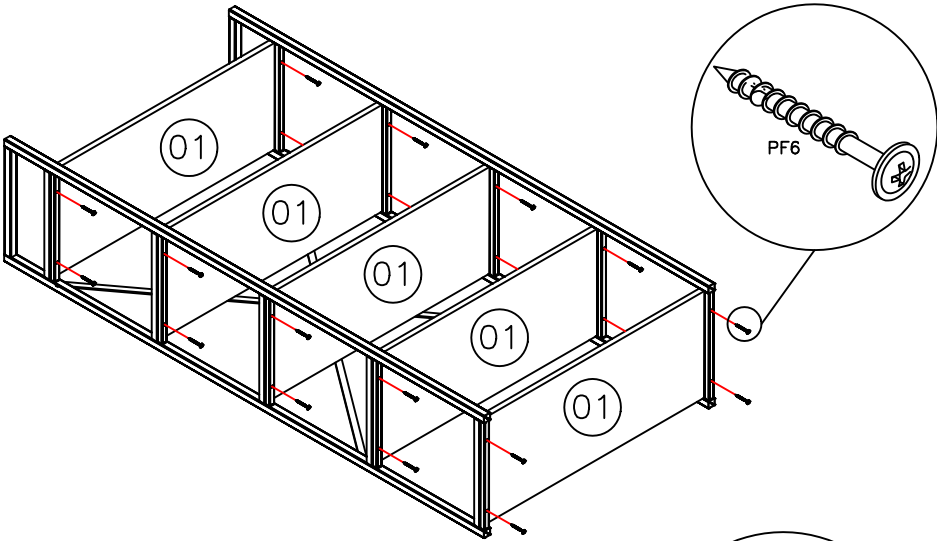
E	FRPRF=58165 CNBR=75318	 Estrutura Estructura Structure	2
BR	FRPRF=58638 CNBR=76615	 Bucha/Casquillo de tornillo/Screw bushing 20x20	4
PI	FRPRF=2087 CNBR=10765	 Ponteira/Puntera Handle 20x20	4
01 Saco-05			


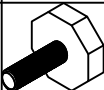

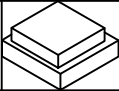

01



H		2
PP9		4

02



PF6		20
SA		4
BR		4
PI		4
E		2

