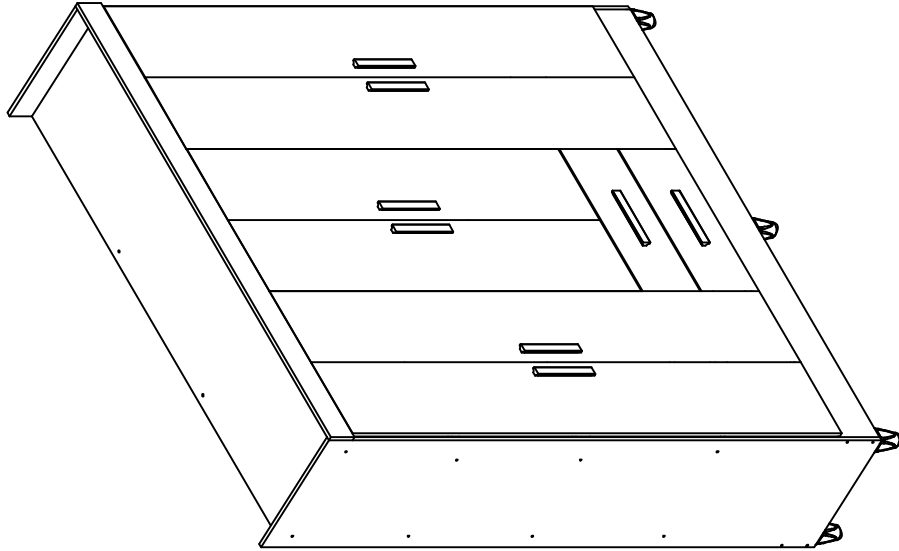


MANUAL DE MONTAGEM
INSTRUCCIONES DE ARMADO
ASSEMBLY INSTRUCTIONS

RP1640-Roupeiro 6 Portas 2 Gavetas
RP1640-Armario 6 Puertas 2 Cajones
RP1640-Closet 6 Doors 2 Drawers



Ferragens/Herrajes/Hardware

| | | | |
|---|--|---|-----|
| A | | Cavilha Tenon Dowel 6x30 | 12 |
| B | | Parafuso Tornillo de cabeza plana Flat head screw 3,5x40 | 44 |
| C | | Cantoneira Pieza L 22x22 | 13 |
| D | | Prego Clavo Nail 13x15 | 08 |
| E | | Cavilha Tequete Dowel 6x50 | 04 |
| F | | Prego Clavo Nail 10x10 | 70 |
| G | | Parafuso chato Tornillo de cabeza plana Flat head screw 3,5x25 | 106 |
| H | | Parafuso chato Tornillo de cabeça plana Flat head screw 3,5x25 | 24 |
| J | | Corrediza 350mm Corredera 350mm Sliding 350mm | 02 |
| K | | Puxador Tirador 180mm | 08 |
| L | | Bistnaga de cola Pegamento Glue | 01 |
| M | | Parafuso chato Tornillo de cabeça plana Flat head screw 3,5x16 | 04 |
| N | | Pé plástico Pata plástica Plastic foot | 06 |
| O | | Parafuso Flange Tornillo de cabeça plana Flanged head screw 3,5x14 | 20 |
| P | | Cabideiro Perchero Haisland support 320mm | 02 |
| Q | | Calço/Debragão Bisagra con base Hinge with base | 16 |
| R | | União costas Unión revés | 24 |
| S | | Suporte cabideiro Soporte perchero Haisland support | 04 |
| T | | Parafuso chato Tornillo de cabeça plana Flat head screw 6,0x10 | 08 |
| U | | Suporte batente Soporte batiente Stop support | 04 |

Relação de peças/ Relación de las piezas/Parts list

| Nº | Código Codigo Code | Descrição/Descripción/Description | Qtde Cant Qty | Medidas mm Medidas mm Measures mm |
|----|--------------------------|--|---------------------|---|
| 01 | 0501006 | Base superior/Base superior/Lower base | 01 | 1479x385x12 |
| 02 | 0500996 | Lateral direita/Lateral derecha/Right side | 01 | 1740x385x12 |
| 03 | 0500997 | Lateral esquerda/Lateral izquierda/Left side | 01 | 1740x385x12 |
| 04 | 0500998 | Pilastra frontal/Travessaño delantero/Front crossbar | 02 | 1157x80x12 |
| 05 | 0500999 | Pilastra traseira/Travessaño trasero/Back crossbar | 02 | 1157x80x12 |
| 06 | 0501008 | Rodaforno/Detalle superior/Superior detail | 01 | 1503x74x12 |
| 07 | 0501001 | Rodapé frontal/Zócalo delantero/Front crossbar | 01 | 1479x130x12 |
| 08 | 0501012 | Rodapé tras/Zócalo trasero/Back crossbar | 01 | 1479x130x12 |
| 09 | 0501005 | Base inferior/Base inferior/Lower base | 01 | 1479x385x12 |
| 10 | 0501004 | Divisão direita/Divisoria derecha/Right division | 01 | 359x385x12 |
| 11 | 0501003 | Divisão esquerda/Divisoria izquierda/Left division | 01 | 359x385x12 |
| 12 | 0501002 | Prateleira fixa/Repisa fija/Fixed shelf | 02 | 485x335x12 |
| 13 | 0501013 | Apoio da base/Soporte da base/Base support | 02 | 360x60x12 |
| 14 | 0501000 | Lateral Gaveta/Lateral cajón/Drawer side | 04 | 350x100x12 |
| 15 | 0501007 | Costa gaveta/Revés cajón/Drawer back | 02 | 435x80x12 |
| 16 | 0501011 | Frente gaveta/Frente cajón/Drawer front | 02 | 493x180x12 |
| 17 | P00003 | Costa/Revés/Back | 03 | 1560x499x3 |
| 18 | 0501009 | Porta/Puerta/Door | 04 | 1540x246x12 |
| 19 | 0501010 | Porta/Puerta/Door | 02 | 1170x246x12 |
| 20 | P00002 | Base 3mm/Base 3mm/3mm lower base | 02 | 485x384x3 |
| 21 | P04836 | Fundo Gaveta/Fondo cajón/Drawer bottom | 02 | 458x355x3 |

VOCÊ VAI PRECISAR DE / USTED NECESITARÁ / YOU WILL NEED

Ferramentas não fornecidas / Herramientas no incluidas / Tools not supplied



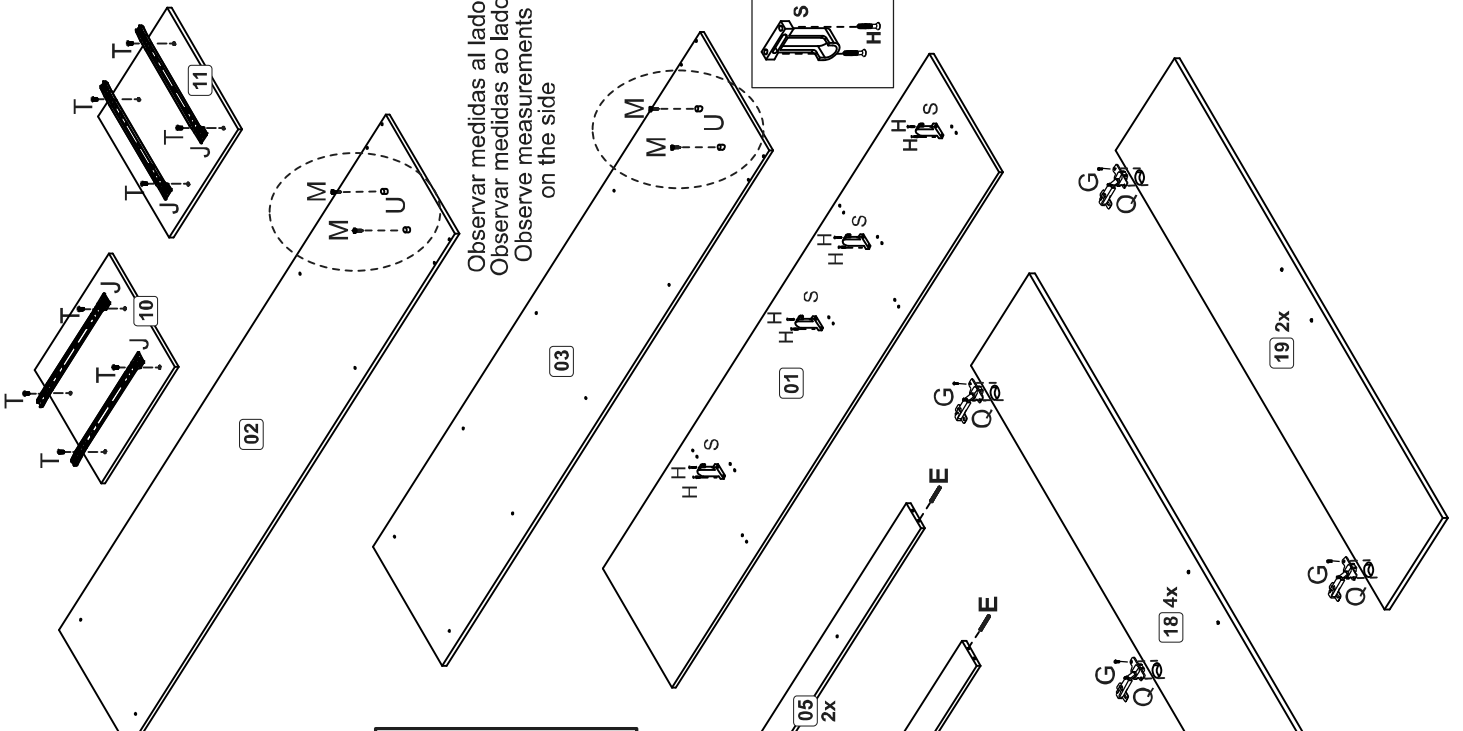
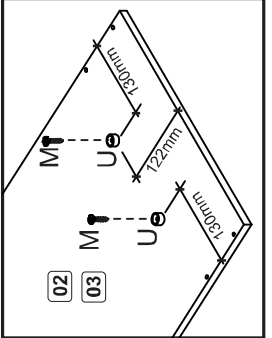
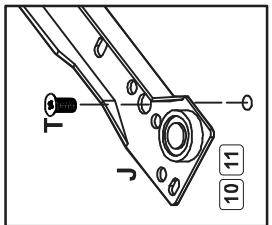
Chave Phillips
Destornillador cruz
Screwdriver Phillips

Trena
Cinta de medición
Measuring tape

Martelo
Martillo
Hammer

Furadeira
Taladro
Drill machine

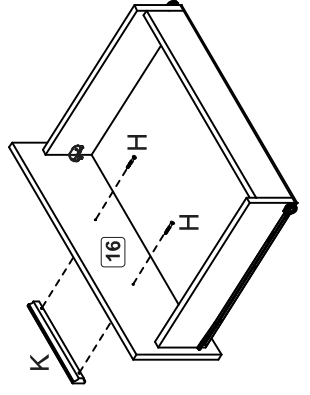
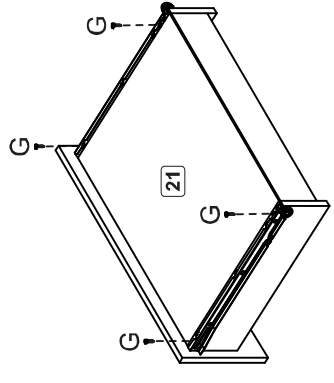
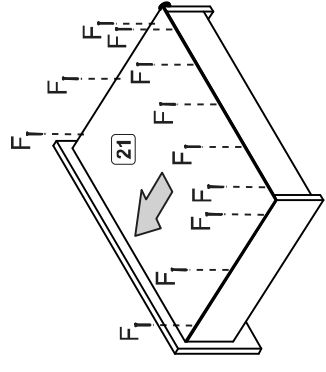
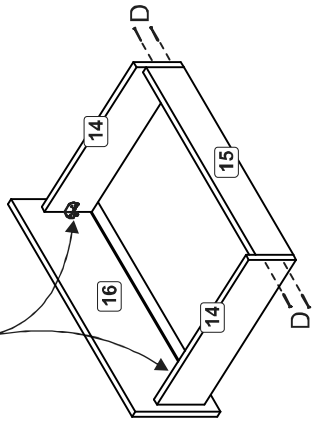

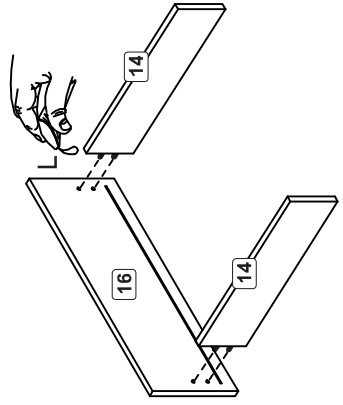
1



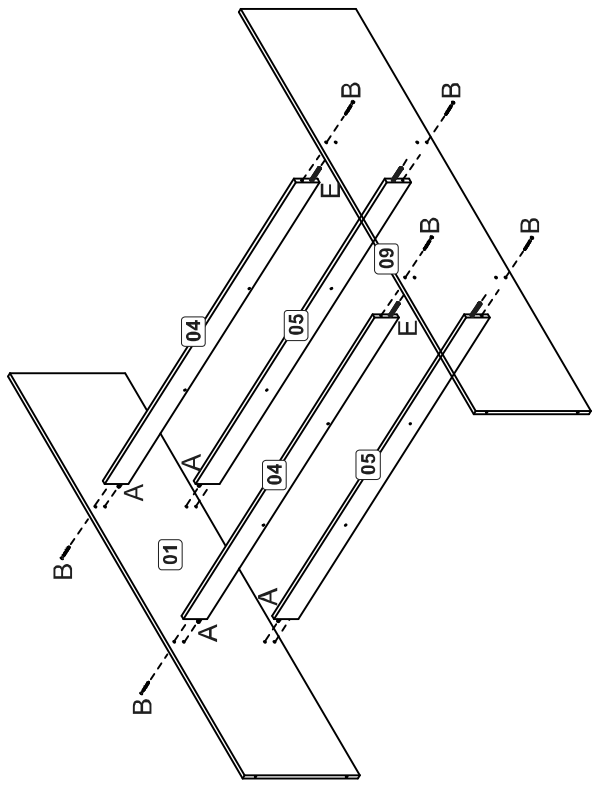
Observar medidas al lado
 Observar medidas ao lado
 Observe measurements
 on the side

2

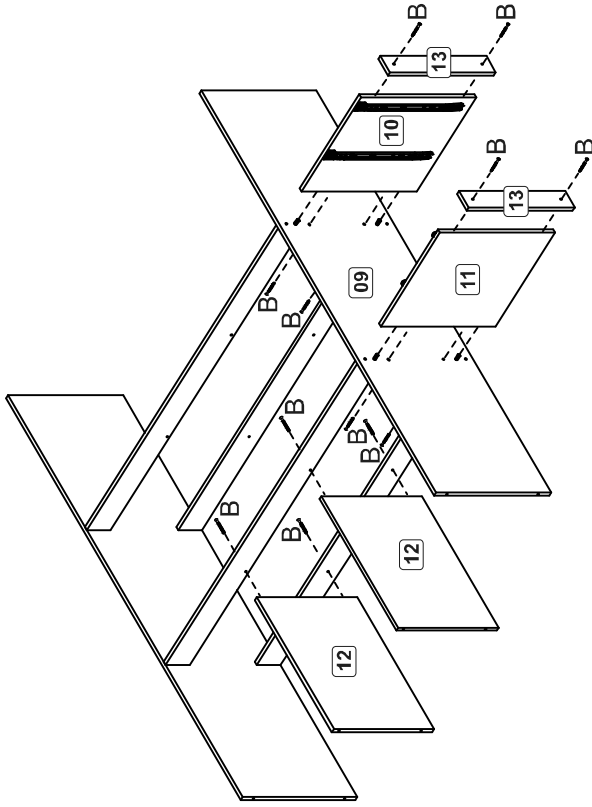
Montagem Gavetas (2x)
Montaje Cajones (2x)
Assembly Drawer's (2x)



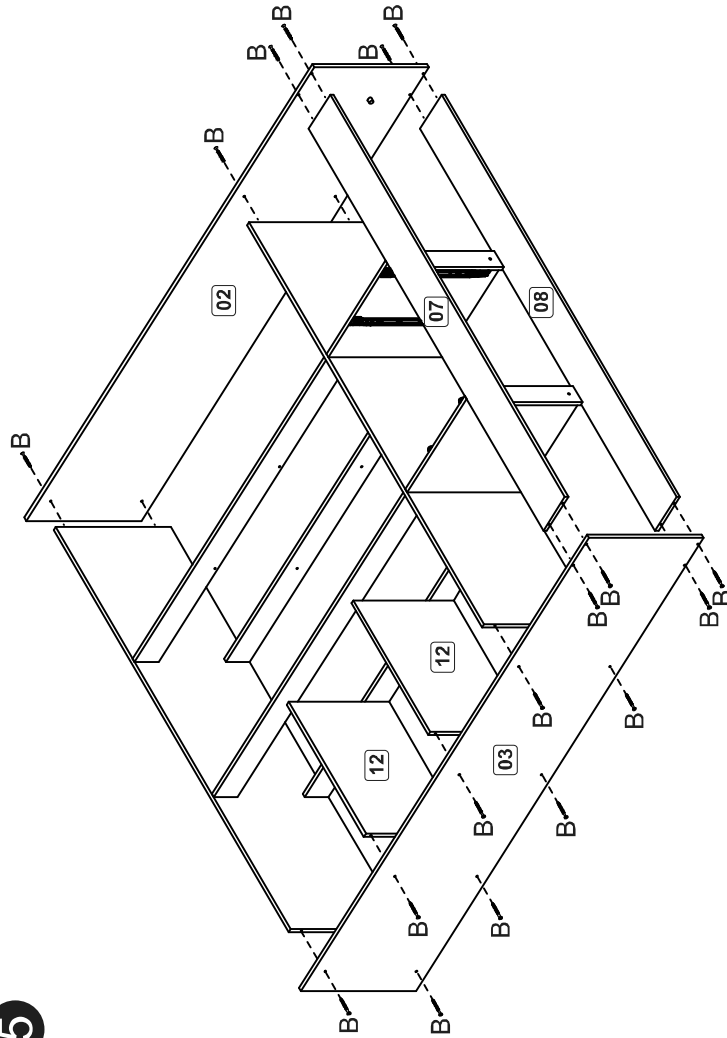
3



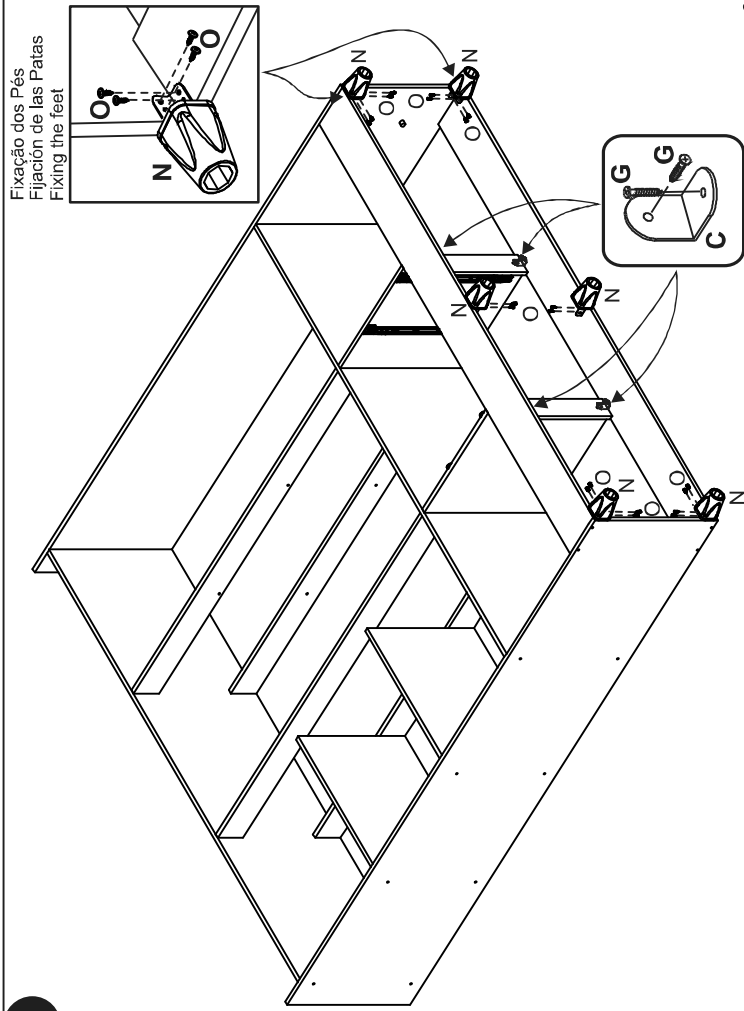
4



5

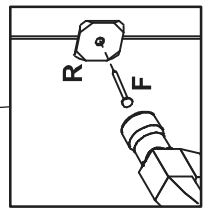
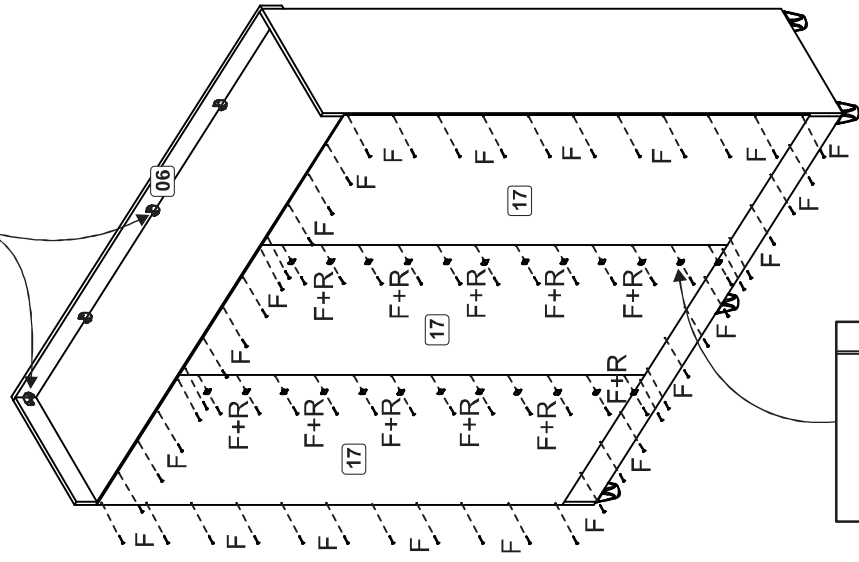



6



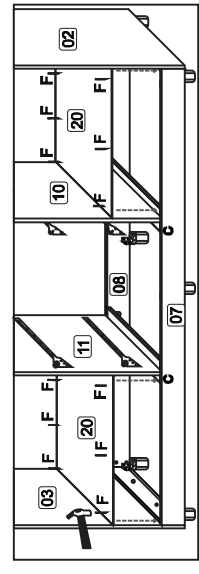
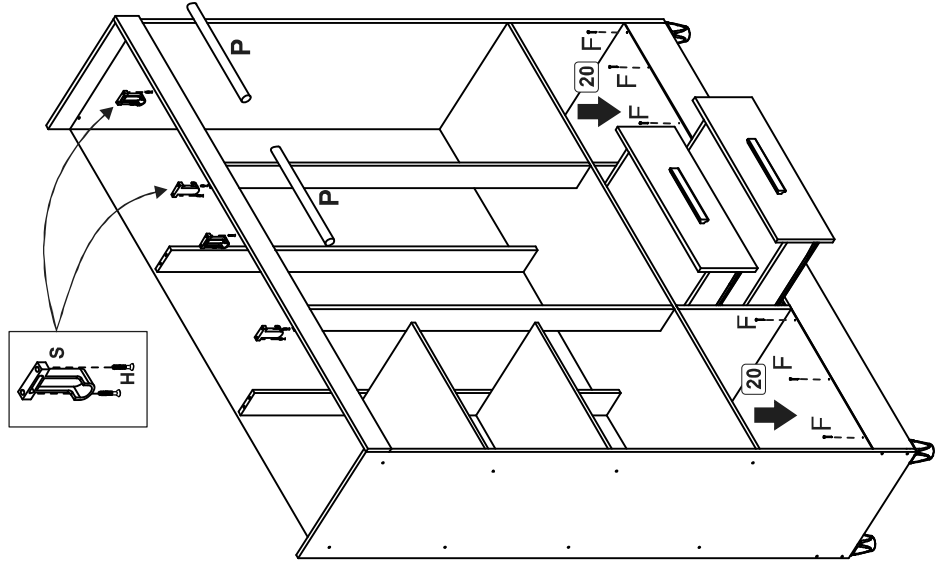
03

7



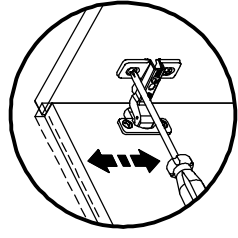
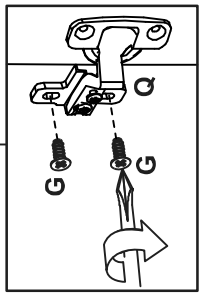
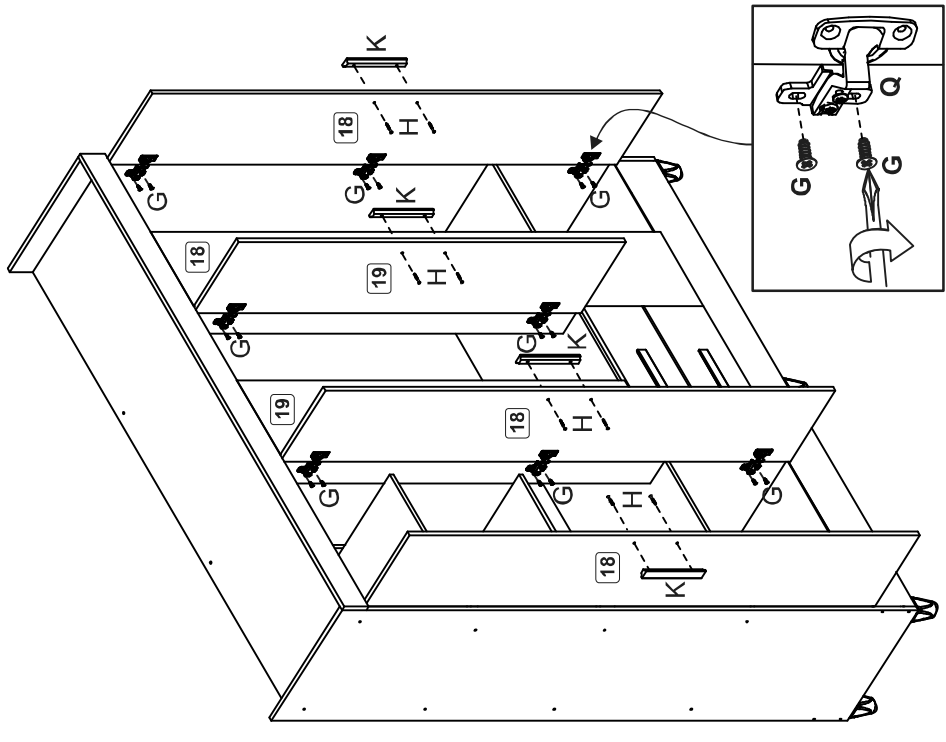
8

Fixar suporte cabideiro nas marcações.
Fije el soporte de suspensión a las marcas.
Attach the hanger bracket to the markings.

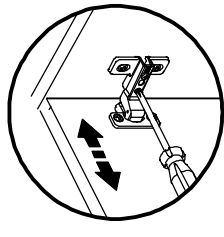


Fixação da base nos rodapés
Fijación del zócalo a los rodapiés
Fixing the base to the skirting boards

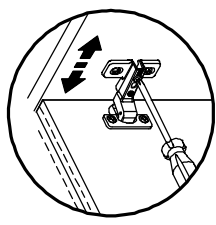
9



Regulagem Vertical
Reglaje Vertical
Vertical Adjustment



Regulagem Horizontal
Reglaje Horizontal
Horizontal Adjustment



Regulagem Profundidade
Reglaje Profundidade
Depth Adjustment