

MANUAL DE MONTAGEM

FR 2003

Movelbento

Rua Joana Guindani Tonello, n° 1952 | Distrito Industrial

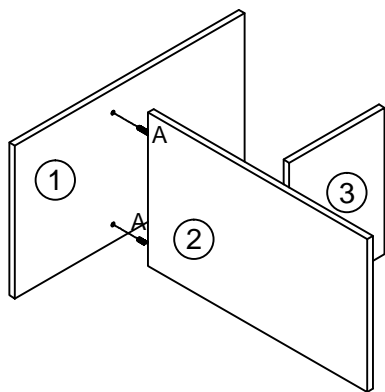
Cep: 95700-000 | Bento Gonçalves | RS | Brasil

Fone: 55 54 3454 7500

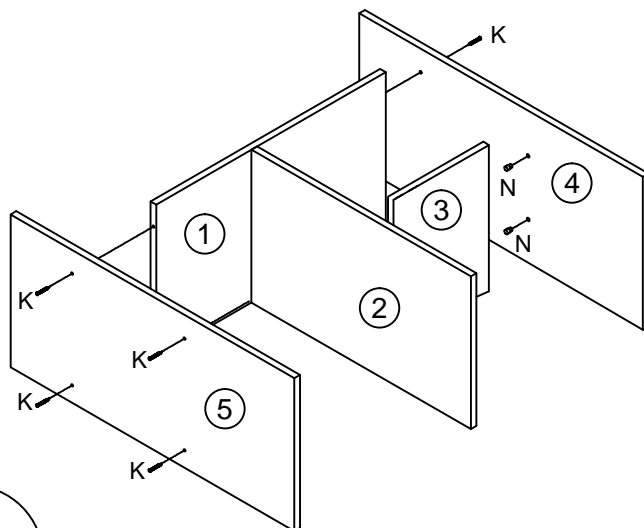
www.movelbento.com.br

OBS: É indispensável o uso de cola em todas as cavilhas.

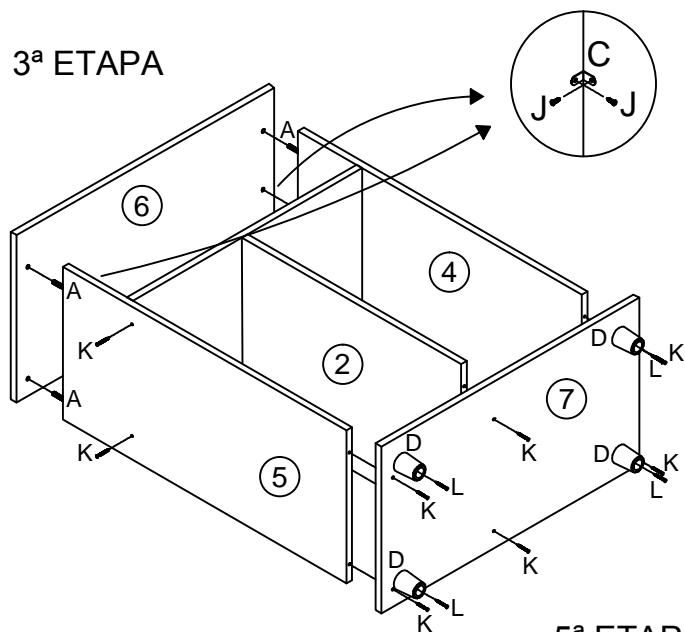
1ª ETAPA



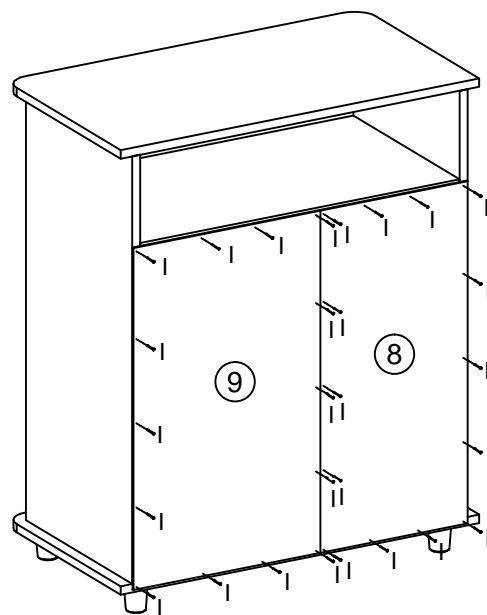
2ª ETAPA



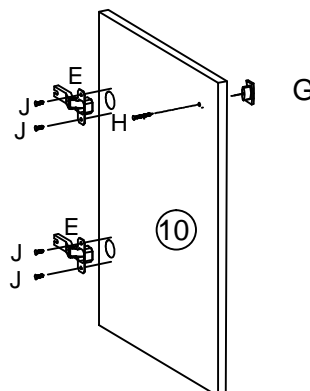
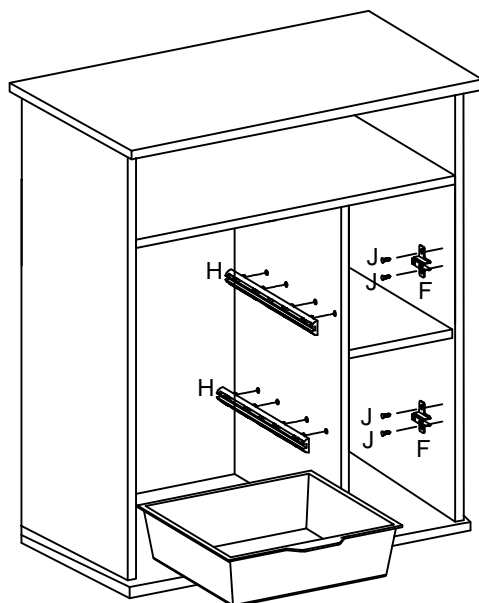
3ª ETAPA



4ª ETAPA















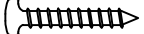

5ª ETAPA



LISTA DE PEÇAS FRM 2003

PEÇA	ITEM	CÓDIGO	DIMENSÕES	QTD.
PRATELEIRA HORIZONTAL	①	46688	568 x 350 x 15	01
DIVISÃO VERTICAL	②	46685	580 x 350 x 15	01
PRATELEIRA MENOR	③	46689	350 x 238 x 15	01
LATERAL DIREITA	④	47700	750 x 350 x 15	01
LATERAL ESQUERDA	⑤	46683	750 x 350 x 15	01
TAMPO	⑥	46684	600 x 370 x 15	01
BASE	⑦	46687	600 x 370 x 15	01
COSTA MENOR	⑧	46690	600 x 255 x 3	01
COSTA MAIOR	⑨	46205	600 x 335 x 3	01
PORTA	⑩	46686	590 x 265 x 15	01

LISTA DE ACESSÓRIOS FR 2003

ACESSÓRIO	ITEM	DESENHO	DIMENSÕES	QTD.
CAVILHA	①		8 x 30	08
BISNAGA DE COLA	②		12 g	01
CANTONEIRA METÁLICA	③		—	02
PÉ RETO	④		40 x 50	04
DOBRADIÇA	⑤		—	02
CALÇO DA DOBRADIÇA	⑥		12 mm	02
PUXADOR GECELE	⑦		—	02
GUIA PARA GAVETA	⑧		—	04
PREGO	⑨		10 x 10	30
PARAFUSO	⑩		3,5 x 14	12
PARAFUSO	⑪		4,5 x 50	10
PARAFUSO	⑫		3,5 x 35	04
PARAFUSO	⑬		4,0 x 25	01
SUPORTE PRATELEIRA	⑭		8 x 7	04