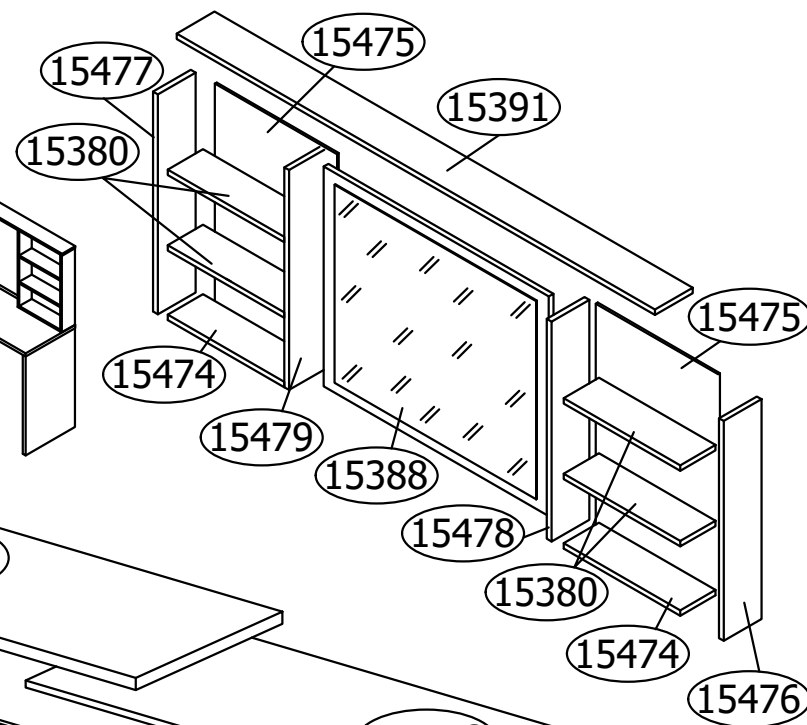
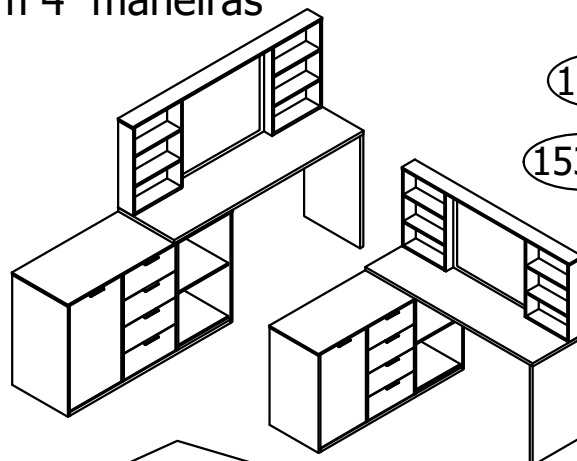
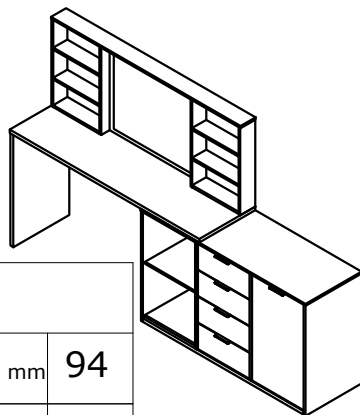
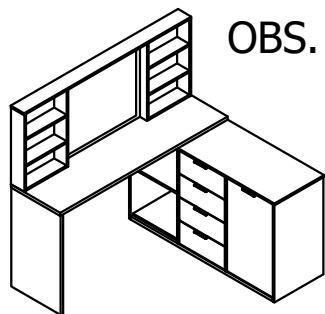













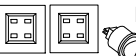


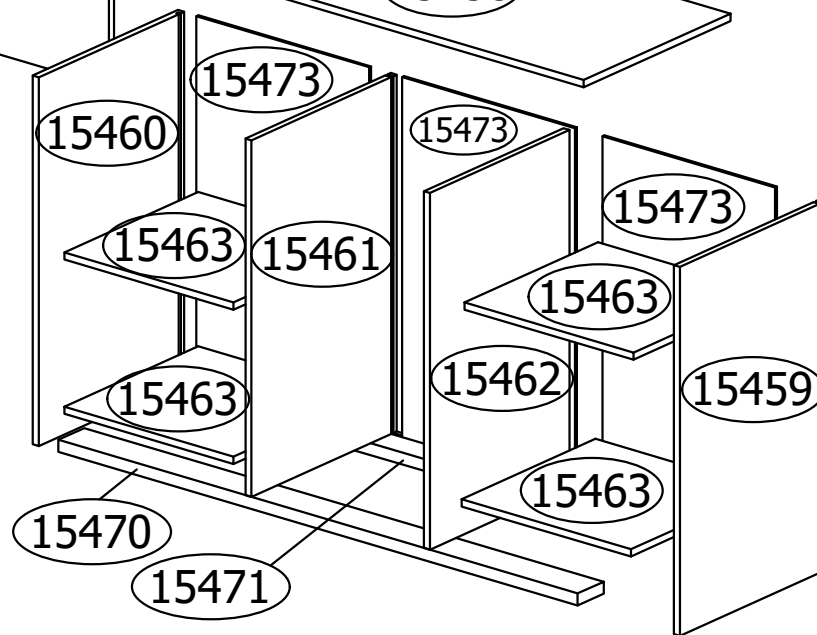


Ref.8406 Penteadeira escrivaninha L Alt.1430 Larg.2395/1325 Prof.450/1520mm mdp BP

OBS. Pode ser montada em 4 maneiras



Ferragem

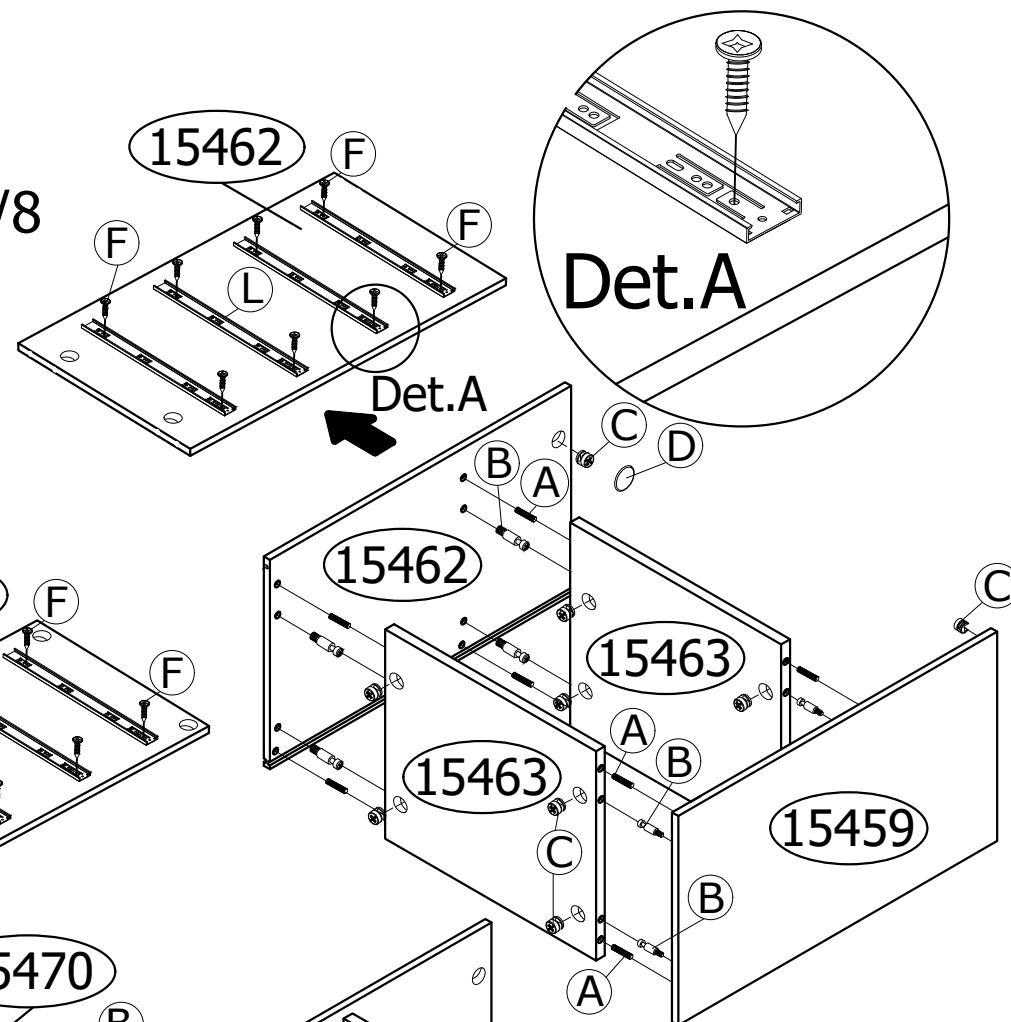
A		Cavilha 8 x 30 mm	94
B		Minifix 6 x 32 mm	63
C		Tambor 15 x 11 mm	63
D		Suporte de prateleira 13 x 13 mm	02
E		Tampa Adesiva 19 mm	67
F		Parafuso 3,5 x 14 CC	70
G		Parafuso 4 x 25 cc	04
H		Parafuso 3,5 x 35 cc	12
I		Sapata 15 x 60 mm	10
J		Pregos 10 x 10mm	40
K		Dobradiça super curva can 35mm	02
L		Trilho telescópico 400mm	04
M		Puxador BALY 108mm	05
N		kit 2 lampadas LED 1 Interruptor	01



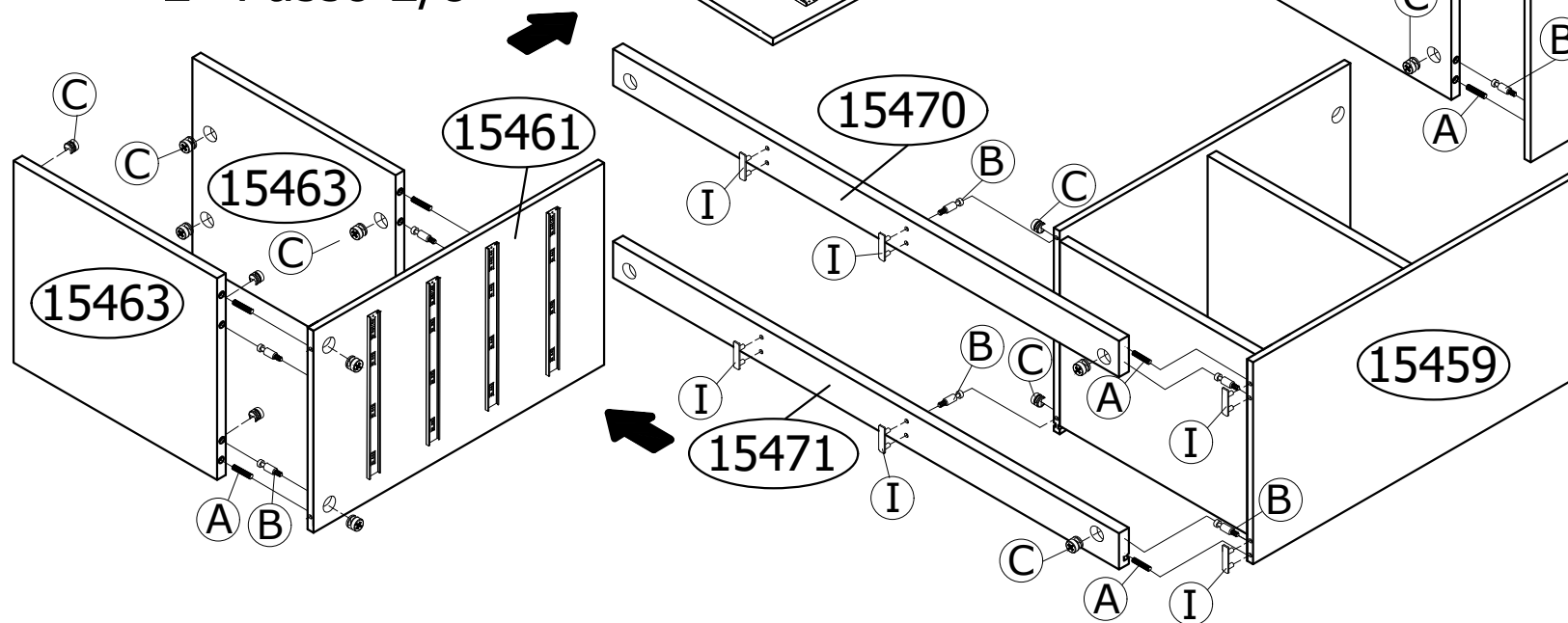
Ref.8406 Penteadeira escrivaninha L

Ordem	Nº	Descrição
1	15459	Lateral direita
2	15463	Base e prateleira
3	15462	Divisória direita
4	15470	Rodapé frontal
5	15471	Rodapé traseiro
6	15461	Divisória esquerda
7	15463	Base e prateleira

1º Passo 1/8

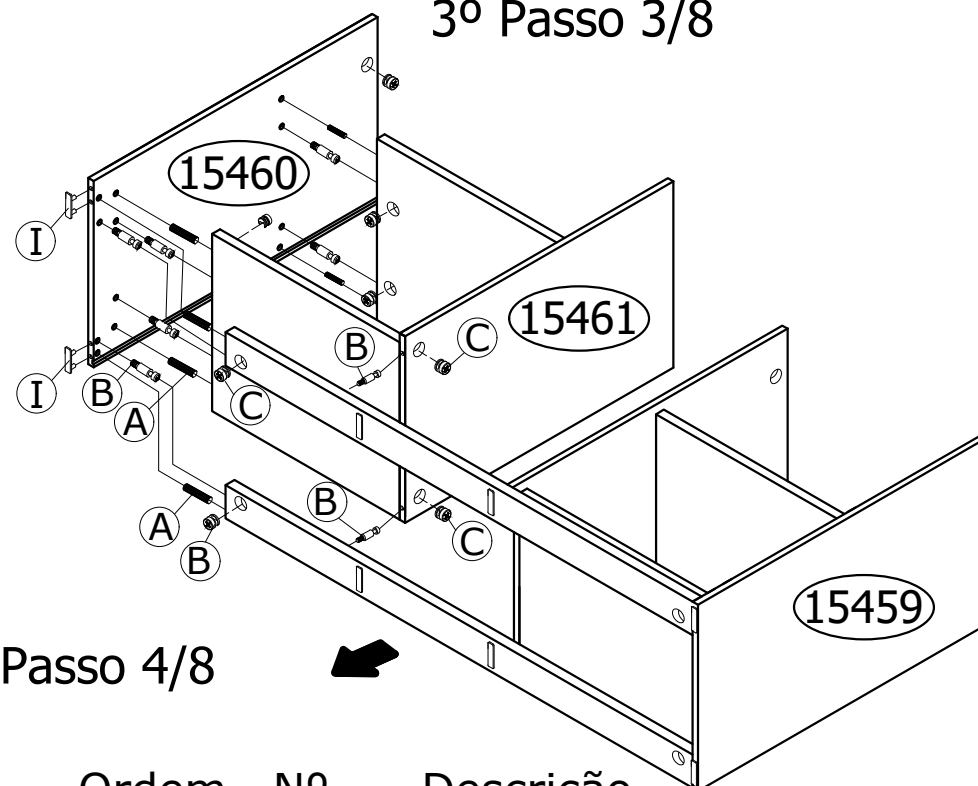


2º Passo 2/8



Ref.8406 Penteadeira escrivaninha L

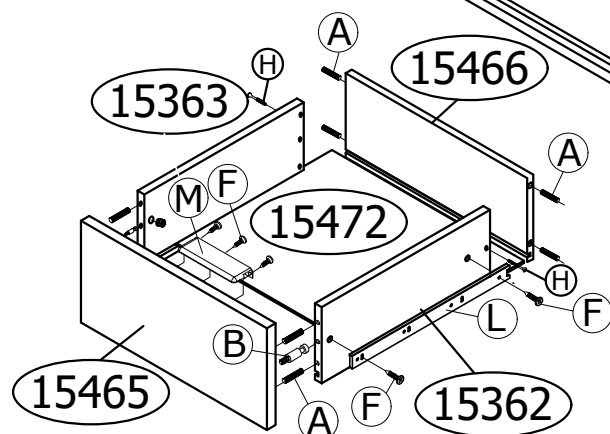
3º Passo 3/8



4º Passo 4/8

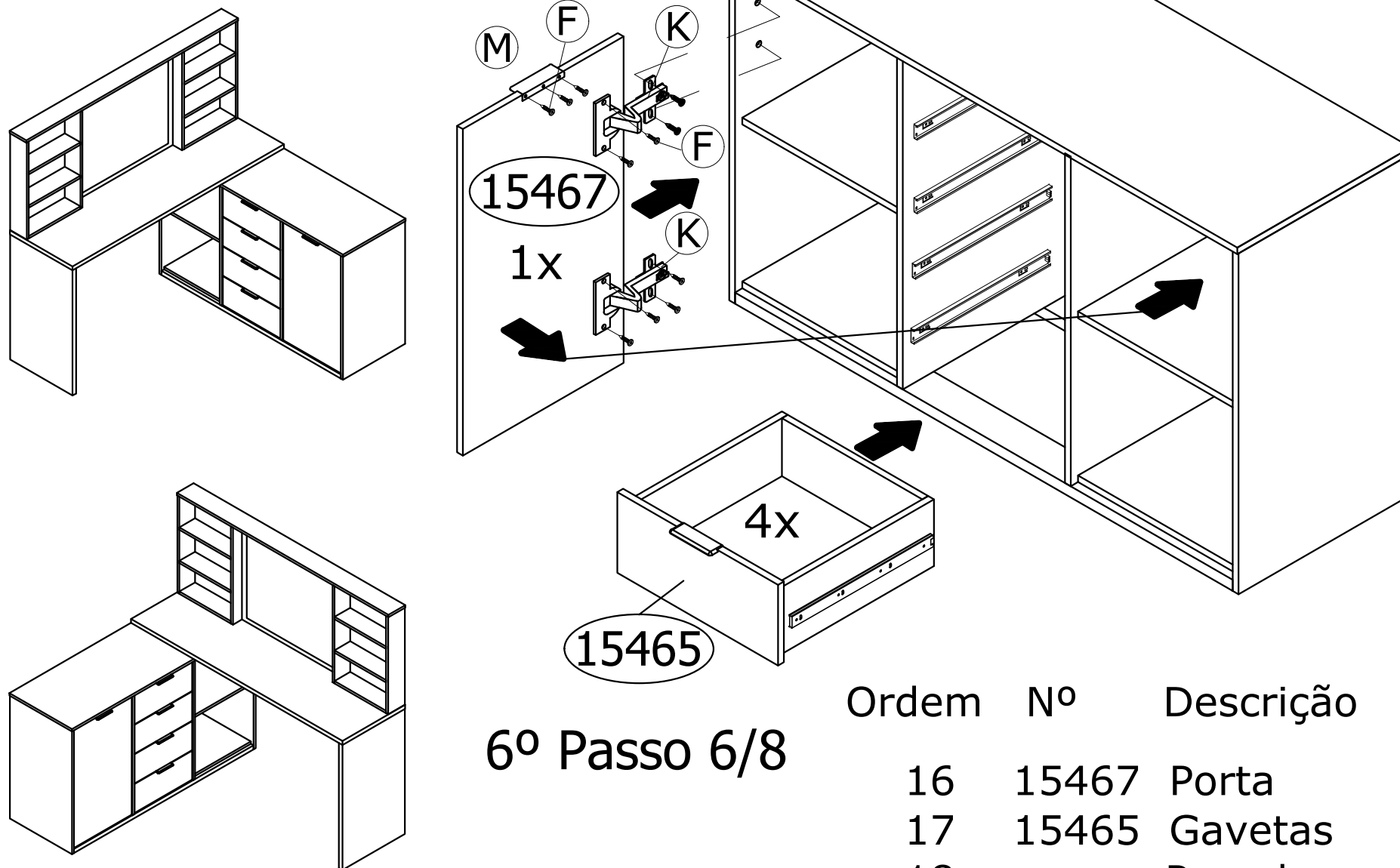
Ordem	Nº	Descrição
8	15460	Lateral esquerda
9	15473	Fundos
10	15458	Tampo
11	15466	Traseiro de gaveta
12	15362	Lateral de gaveta direita
13	15363	Lateral de gaveta esquerda
14	15472	Fundo de gaveta
15	15465	Frente de gaveta

5º Passo 5/8



Ref.8406 Penteadeira escrivaninha L

Obs. Porta pode ser colocada
na direita ou esquerda



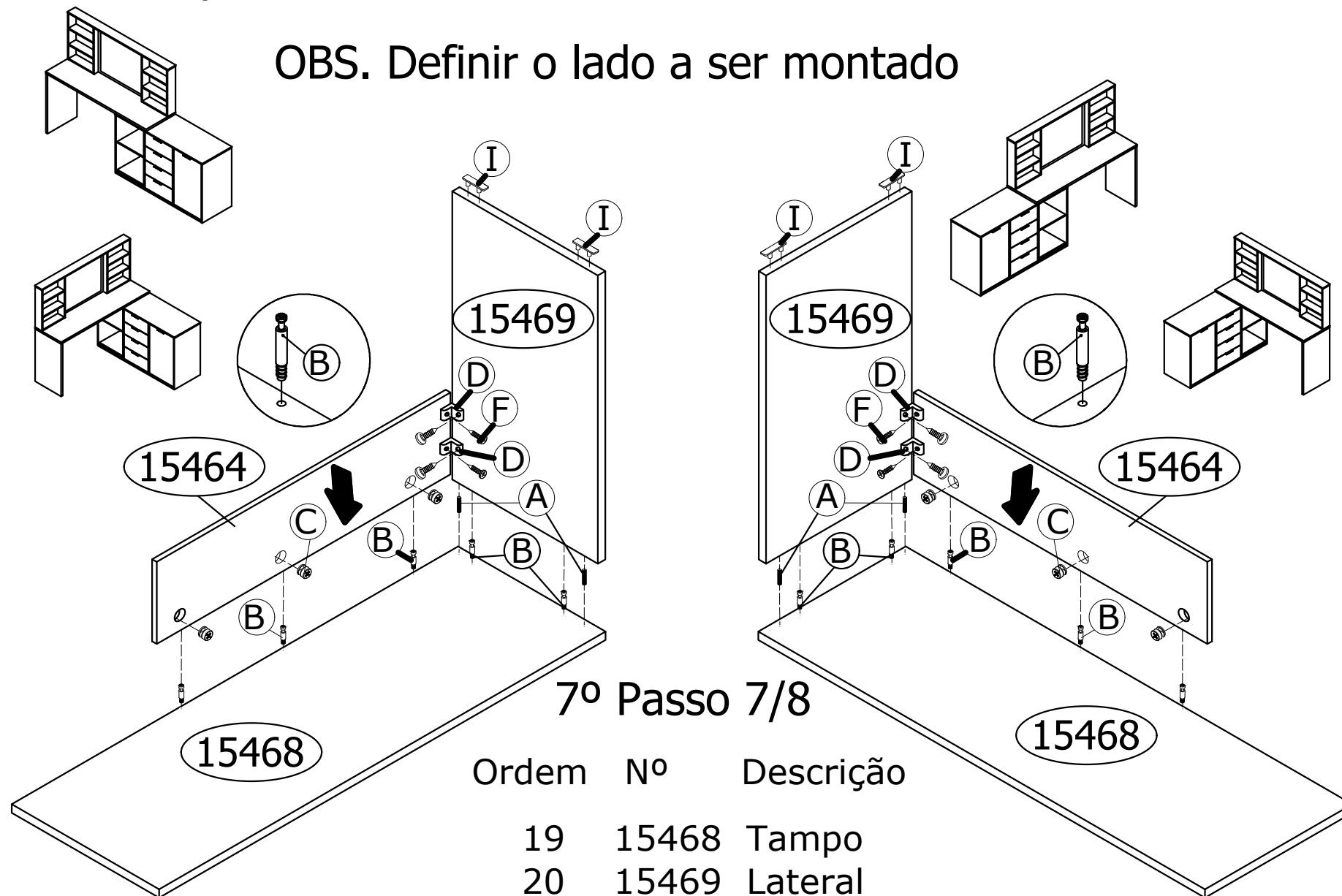
Ordem	Nº	Descrição
16	15467	Porta
17	15465	Gavetas
18	-----	Puxadores

Ref.8406 Penteadeira escrivaninha L

OBS. Esquerdo

OBS.Direito

OBS. Definir o lado a ser montado



Ordem	Nº	Descrição
-------	----	-----------

19	15468	Tampo
20	15469	Lateral
21	15464	Coluna traseira

Ref.8406 penteadeira escrivaninha L

Ordem N° Descrição

- 1 15388 Fundo com espelho
- 2 15479 Divisória esquerda
- 3 15478 Divisória direita
- 4 15474 Bases
- 5 15380 Prateleiras
- 6 15476 Lateral direita
- 7 15477 Lateral esquerda
- 8 15391 Tampo
- 9 15375 Fundos

Obs. Fixar a penteadeira no tampo com 4 parafusos 3,5x35 por baixo do tampo

OBS. fixar os tampos pares atrás

OBS. Definir o lado a ser montado Antes de furar o tampo N°15458 para fixar no tampo N°15468

8º Passo 8/8