C00D815

Instruções de montagem

Instrucciones de Montaje

Ozini Móveis

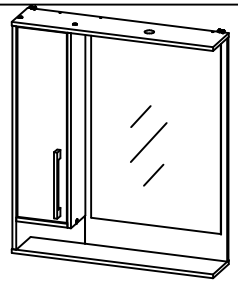



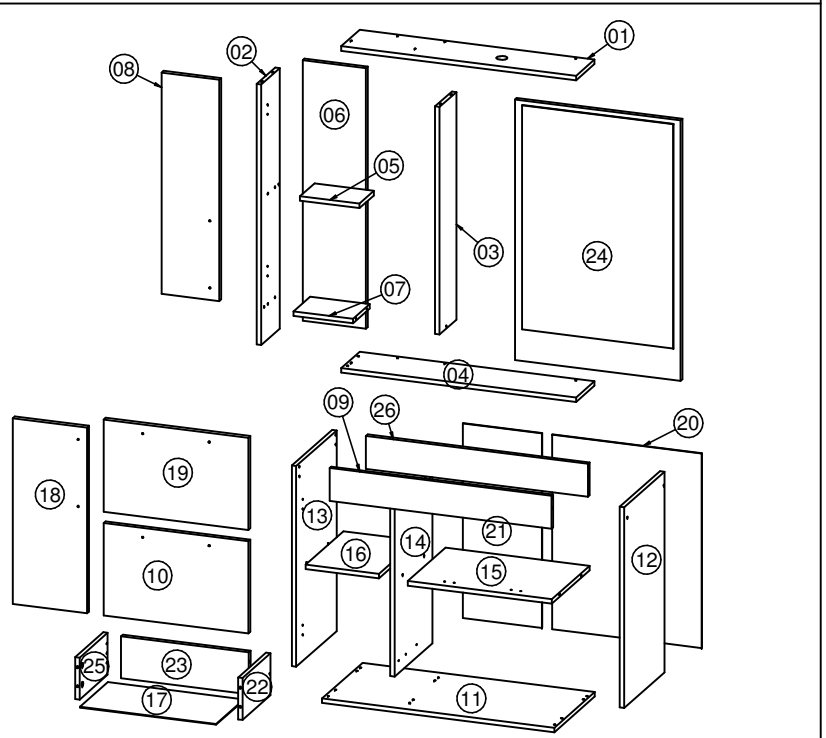

LISTA DE PEÇAS / LISTA DE PIEZAS

COD	DESCRIÇÃO	DIMENSÃO	QTD
01	TAMPO AÉREO/TAPA	790 x 165 x 15	1
02	LATERAL AÉREO/LATERAL	870 x 165 x 15	1
03	DIVISÃO NICHO/DIVISION	760 x 149 x 15	1
04	BASE AÉREO/BASE	790 x 165 x 15	1
05	PRATELEIRA NICHO/ESTANTE	200 x 129 x 15	1
06	FUNDO AÉREO/FONDO	870 x 213 x 15	1
07	BASE NICHO/BASE	200 x 149 x 15	1
08	PORTA/PUERTA	739 x 194 x 18	1
09	TRAVESSA FRONTAL/TRAVESAÑO	747 x 110 x 15	1
10	FRENTE GAVETA/FRENTE DEL CAJÓN	487 x 308 x 18	1
11	BASE BALCÃO/BASE	782 x 360 x 15	1
12	LATERAL DIREITA/LATERAL DERECHA	670 x 360 x 15	1
13	LATERAL ESQUERDA/LATERAL IZQUIERDA	670 x 360 x 15	1
14	DIVISÃO BALCÃO/DIVISION	560 x 337 x 15	1
15	PRATELEIRA MAIOR/ESTANTE MÁS GRANDE	485 x 337 x 15	1
16	PRATELEIRA MENOR/ESTANTE MÁS PEQUEÑO	247 x 337 x 15	1
17	FUNDO GAVETA/FONDO DEL CAJÓN	458 x 248 x 3	1
18	PORTA/PUERTA	620 x 250 x 18	1
19	PORTA BASCULANTE/PUERTA	487 x 308 x 18	1
20	FUNDO BALCÃO/FONDO	503 x 650 x 3	1
21	FUNDO BALCÃO MENOR/FONDO MÁS PEQUEÑO	266 x 650 x 3	1
22	LATERAL GAV DIR/LATERAL DEL CAJÓN DERECHA	250 x 140 x 15	1
23	COSTA GAV/FONDO CAJÓN	430 x 140 x 15	1
24	FUNDO AÉREO MAIOR/FONDO MÁS GRANDE	870 x 558 x 15	1
25	LATERAL GAV ESQ/LATERAL DEL CAJÓN IZQUIERDA	250 x 140 x 15	1
26	TRAVESSA TRASEIRA/TRAVESAÑO	747 x 110 x 15	1

LISTA DE ACESSÓRIOS / LISTA DE ACCESORIOS

COD	DESCRIÇÃO	QTD
T	820E LAVATÓRIO LAVAMANOS	1
U	ESPELHO 510X750X3 ESPEJO	1

"IMPORTANTE LER COM ATENÇÃO E GUARDAR PARA EVENTUAIS CONSULTAS".
"IMPORTANTE LEER CON ATENCIÓN Y GUARDAR PARA EVENTUALES CONSULTAS".

LISTA DE ACESSÓRIOS / LISTA DE ACCESORIOS

COD	DESCRIÇÃO	QTD
A	CAVILHA Ø6X30 CLAVIJA Ø6X30	28
B	PARAFUSO CC 3,5X14 REBAIXE TORNILLO CC 3,5X14	66
C	PARAFUSO CC 3,5X40 TORNILLO CC 3,5X40	26
CR	TRILHO TELESCÓPICO 250mm RIEL DE CAJONES	1
CT	CANTONEIRA ESQUINERO	1
DA	DOBRADIÇA Ø35 SUPER ALTA COM AMORTECEDOR BISAGRA	4
DB	DOBRADIÇA Ø35 ALTA COM AMORTECEDOR BISAGRA	2
E	PARAFUSO CC 4,5X45 TORNILLO CC 4,5X45	2
G	PARAFUSO CF 4,0X20 PARAFUSO 4,0X20	12
H	LUMINARIA LUMINARIA	1
I	BUCHA PLÁSTICA CASQUILLO	2
J	TAMBOR MINIFIX TUERCA MINIFIX	4
K	PARAFUSO MINIFIX TORNILLO MINIFIX	4
L	CANTONEIRA 18X18 ESQUINERO 18X18	2
M	PREGO 10X10 CLAVO 10X10	50
N	ADESIVO TAPA FURO STICKER	17
PE	PÉ 170mm PATA	4
PX	PUXADOR TIRADOR	4
R	PISTÃO INVERSO PISTÓN	1
S	SUPORTE PRATELEIRA SOPORTE DE ESTANTE	8
V	COLA PEGAMENTO	1
W	FIXADOR PARA COSTA FIJADOR PARA FONDO	6
X	PORTA ESCOVA PORTA CEPILLOS DE DIENTES	1
Y	PARAFUSO CC 3,5X30 TORNILLO CC 3,5X30	8
Z	SUPORTE "Z" SOPORTE "Z"	2

C00D815

Instruções de montagem
Assembly Instructions / Instrucciones de Montaje

Ozini Móveis

1

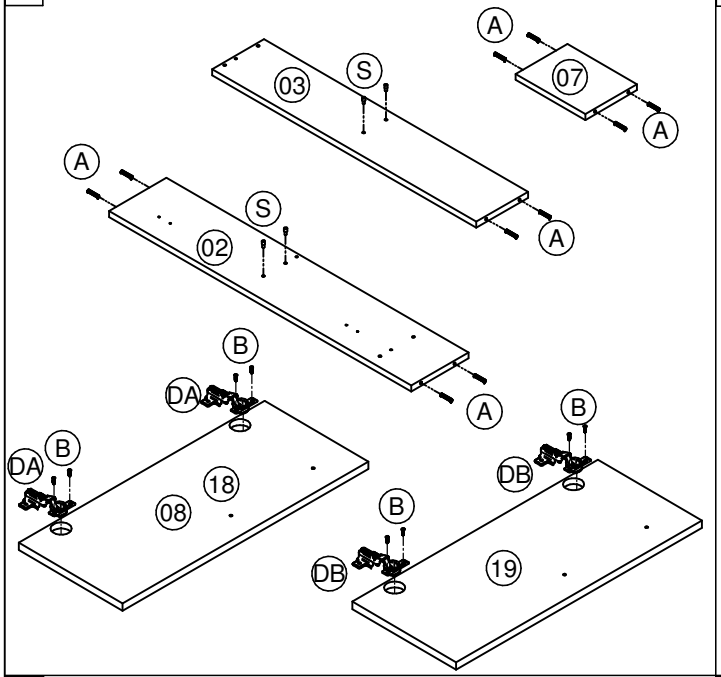

2

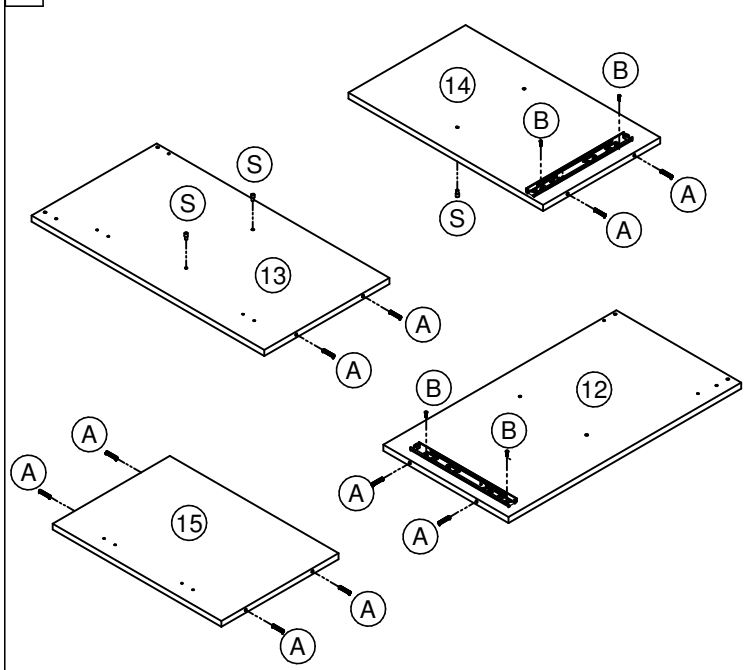

3

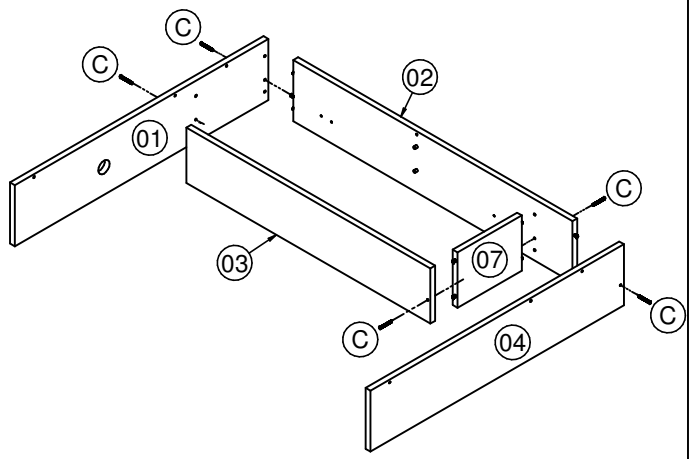

4

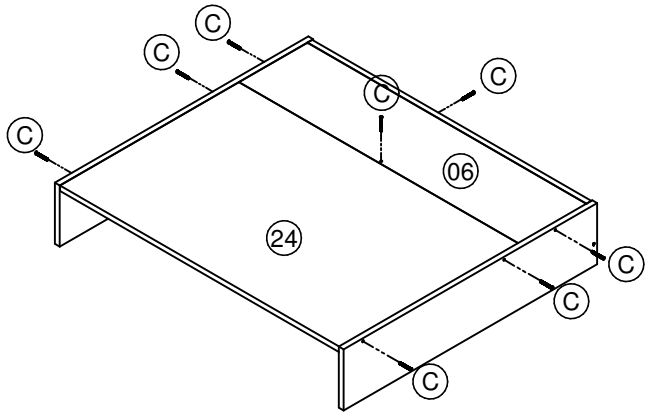

5

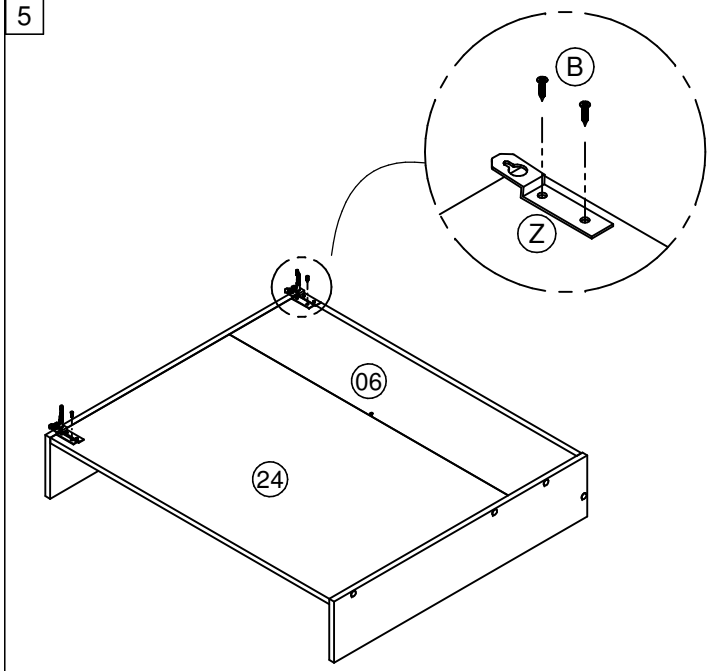

6

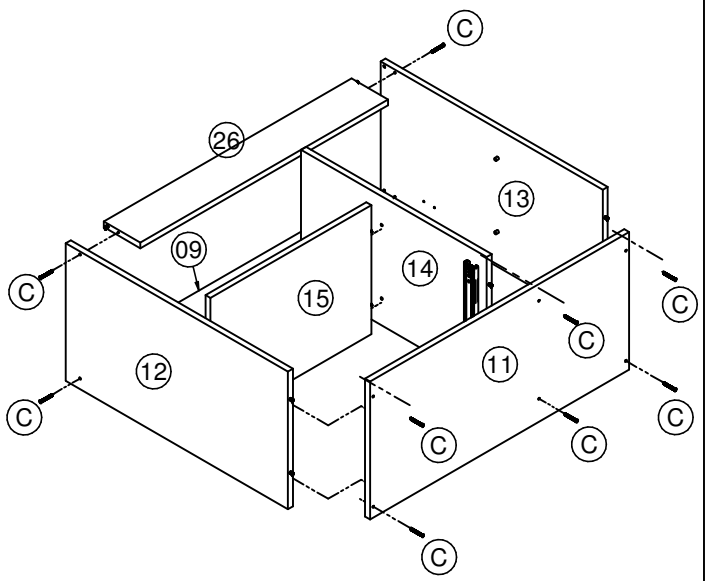

C00D815

Instruções de montagem
Assembly Instructions / Instrucciones de Montaje

Ozini Móveis

7

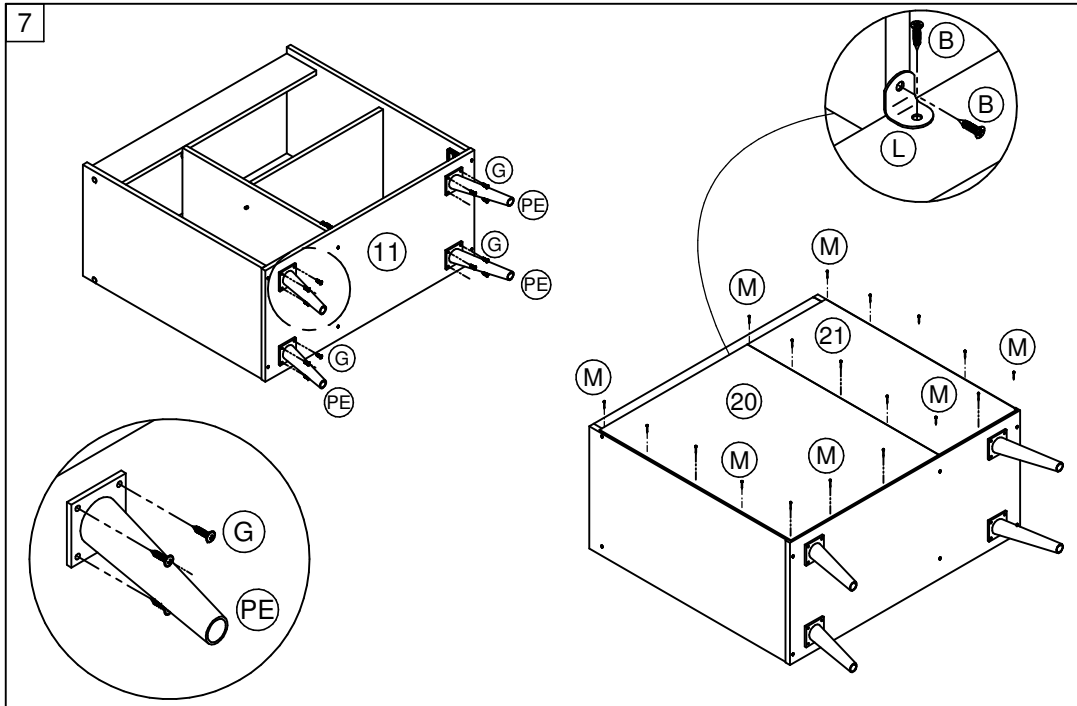

8

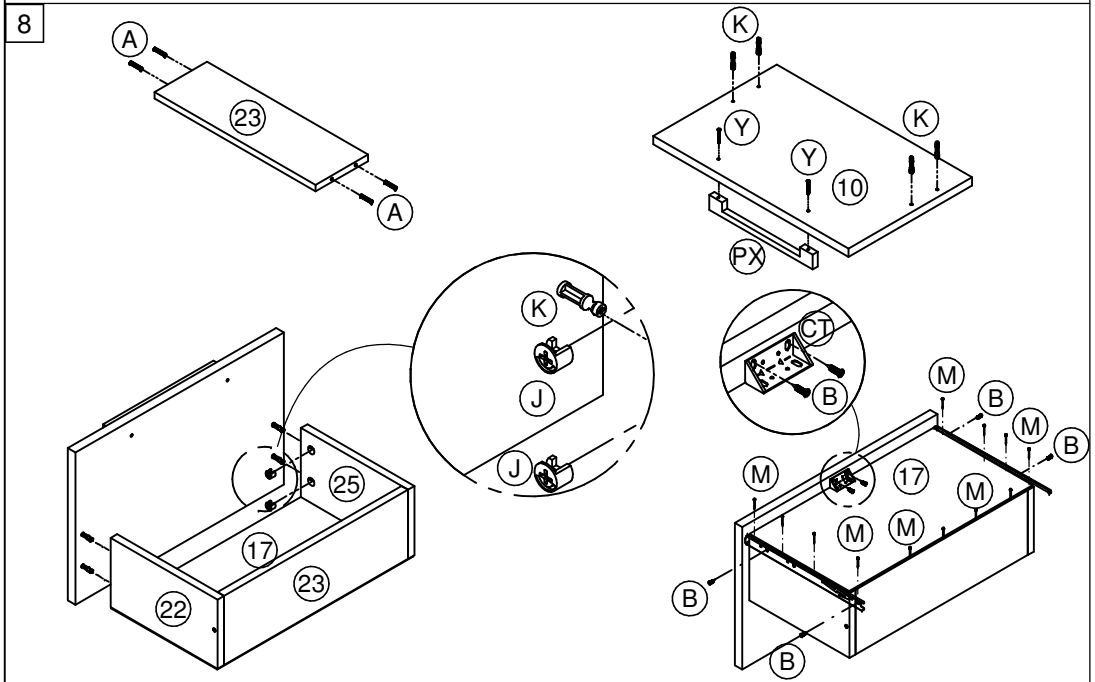

9

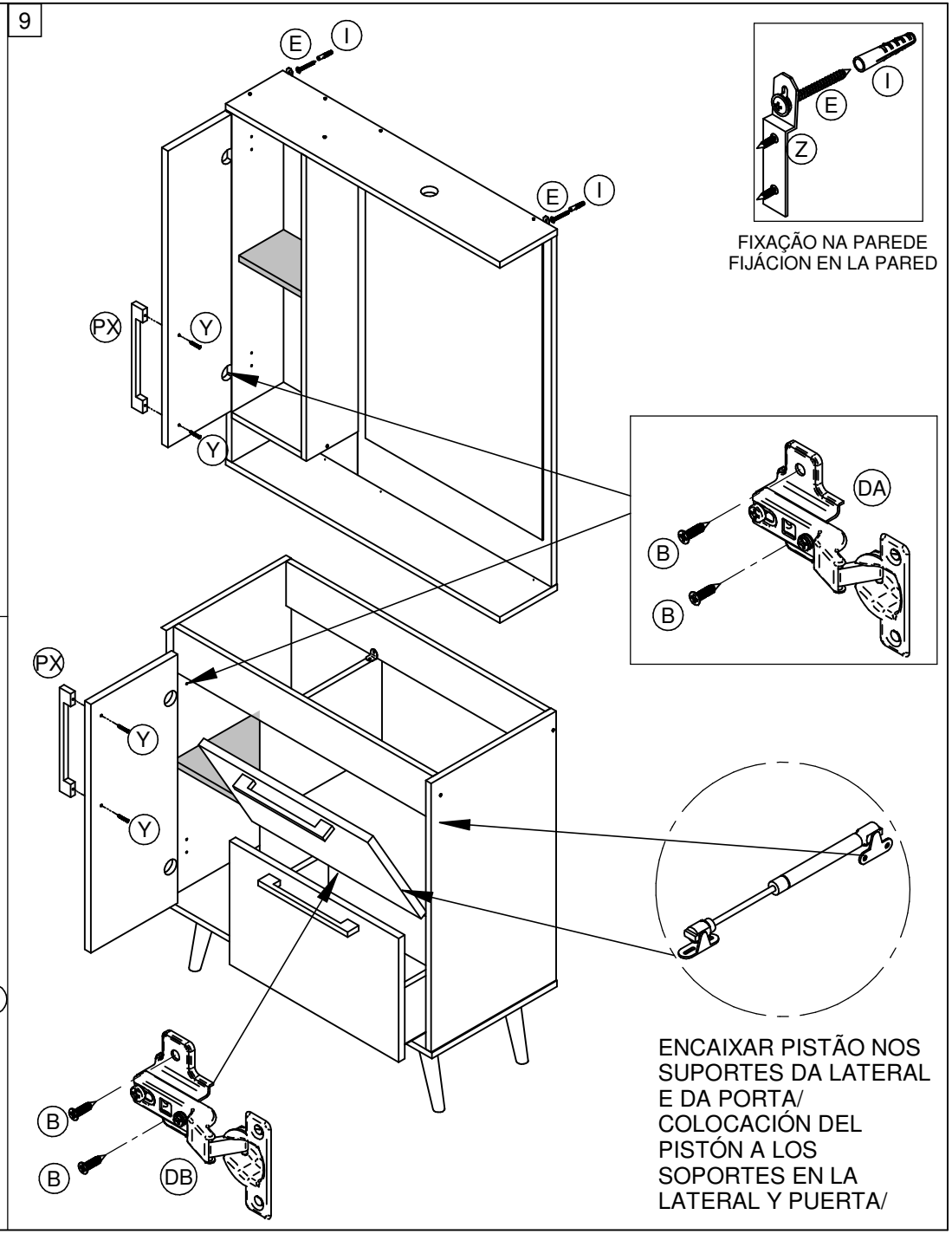

C00D815

Instruções de montagem
Instrucciones de Montaje

Ozini Móveis

COD	DESCRIÇÃO	QTD
B	 PARAFUSO CC 3,5X14 REBAIXE TORNILLO CC 3,5X14	6
F	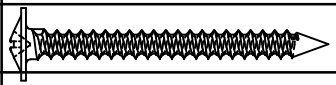 PARAFUSO CF 4,5X50 TORNILLO 4,5X50	2
G	 SUPORTE FIXAÇÃO SOPORTE DE FIJACIÓN	2
H	 PROTEÇÃO SUP CANTONEIRA PROTTECIÓN	2
I	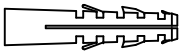 BUCHA PLÁSTICA CASQUILLO	2

Balcão Suspenso

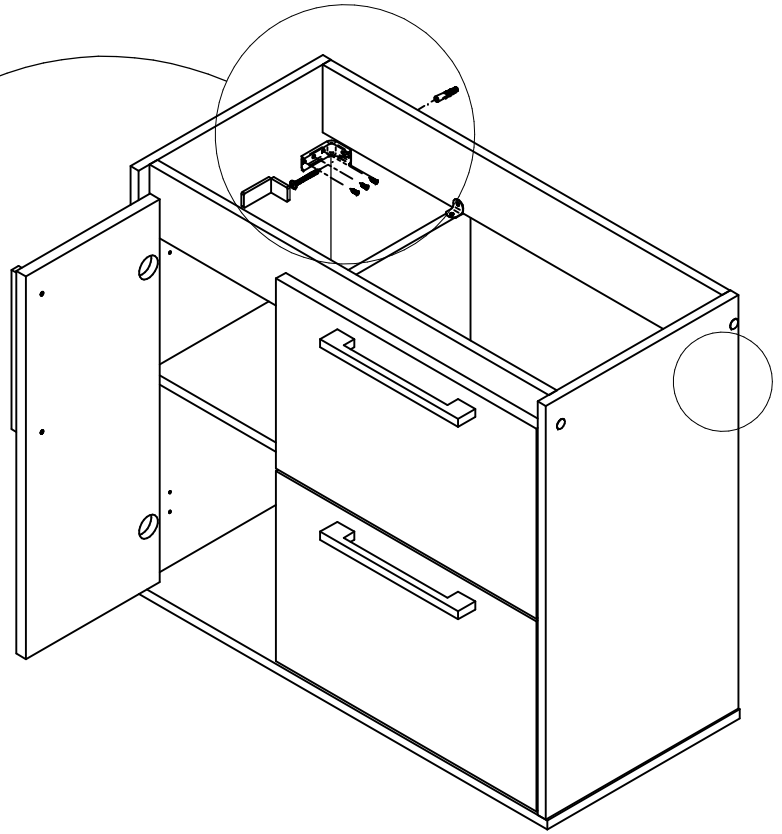

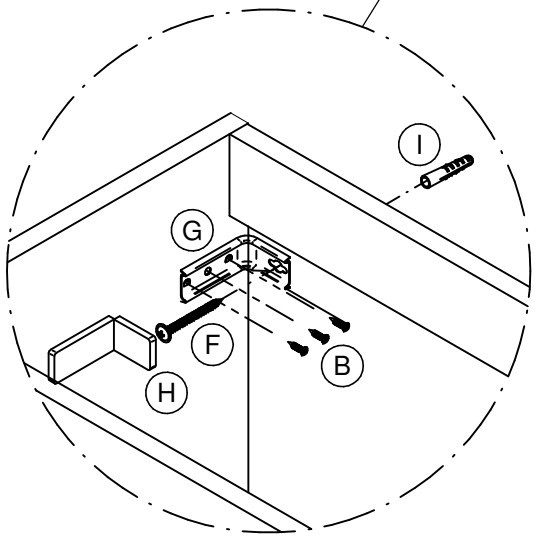

FIXAÇÃO NA PAREDE
FIJACIÓN IN PARED