

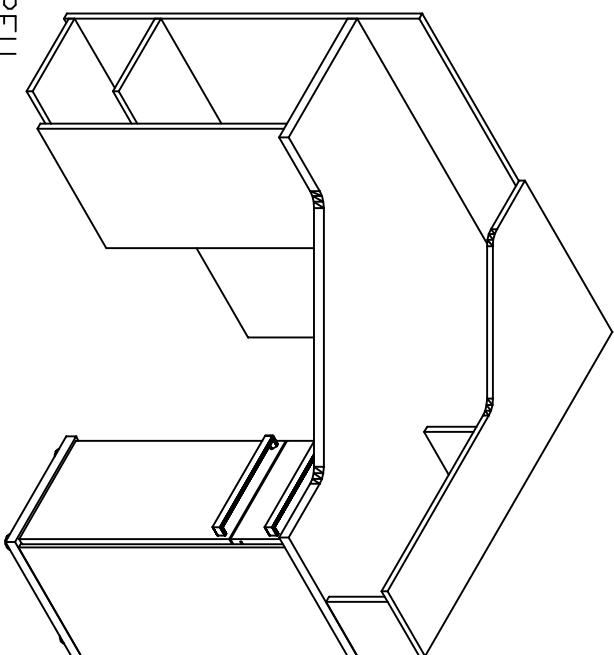
FERRAGEM

Cód.	FERRAGEM	QTD
A	4214 PARAFUSO 3,5X14	35
B	4404 PINTADO BRANCO 4,0X40	14
B	4042 ZINCADO PRETO 4,0X40	14
B	2592 ZINCADO BRANCO 4,0X40	14
C	226 4,0X40	06
D	379 PANELA 4,0X30	04
E	108 PREGOS 12X12	06
F	107 PREGOS 10X10	20
G	41 COLA P/ CAVILHAS	01
H	1802 CAVILHA 6X30	40
J	1393 CORREIA METÁLICA 30MM	01
K	85 1.º DE METAL	12
L	58 LAMPARINA MARCA FIESBAG	01
M	1901 SAPATA DESLIZADORA PRETA	05

"DBS: Para solicitar assistência técnica, utilize o código das peças indicada."

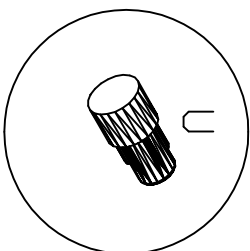
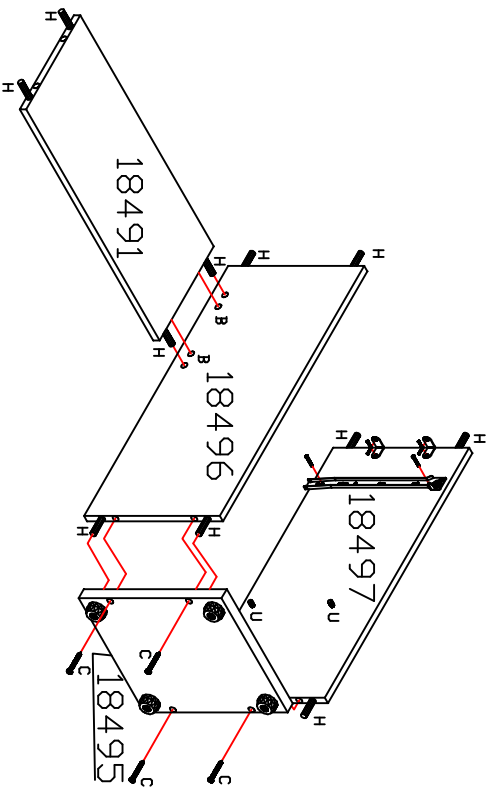
N	1393 PARAFUSO INFIXO	04
□	1173 TAMPA INFIXO	04
P	4206 PARAFUSO PANELA	08
Q	4206 ZERRADURA ALTA 35MM	02
R	4206 CABO 3MM	02
S	2347 TAMPA INFIXO BRANCA	04
S	9845 TAMPA INFIXO TABACO	04
S	14855 TAMPA INFIXO CAVALLE	04
S	8090 TAMPA INFIXO TECA ITALIA	04
T	7981 PUXADOR 256MM	02
U	118 SUPORTE PRATELEIRA	04
V	2618 PEZINHO 40X20 C/ FURO 5MM	04
W	14773 PARAFUSO FLANGE 3,5X25	04

"GARANTIA POR DEFEITO DE FABRICAÇÃO 3 MESES."

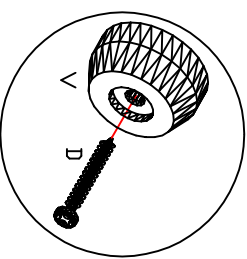
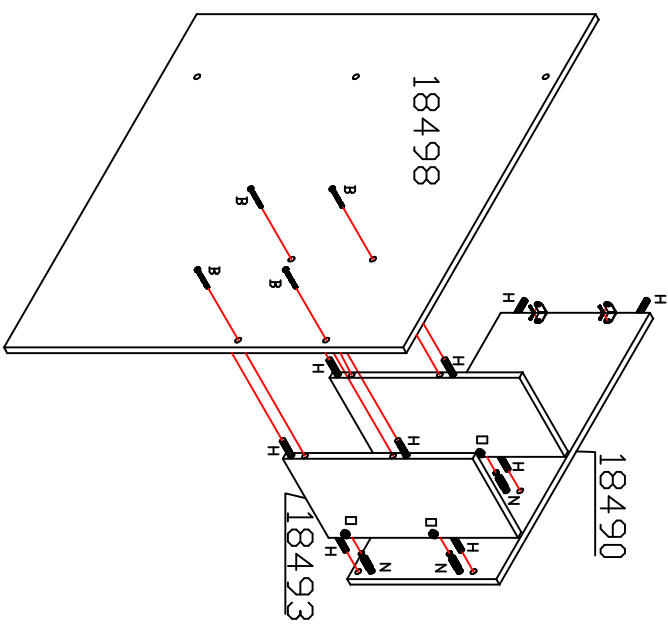


- 18489-CHAPEU
- 18490-LATERAL ESQUERDA
- 18491-REFORÇO
- 18492-APÓIO DO CHAPEU
- 18493-PRATELEIRAS DA CPU
- 18494-TAMPO
- 18495-BASE DA PORTA
- 18496-LATERAL ESQ DA PORTA
- 18497-LATERAL DIREITA DA PORTA
- 18498-COSTA EXTERNA
- 18499-PRATELEIRA DA PORTA
- 18500-LAT ESQ DA GAVETA
- 18501-LAT DIR DA GAVETA
- 18502-CABECEIRA DE GAVETA
- 18503-PORTA
- 18504-FRENTE DE GAVETA
- 18505-COSTA
- 18506-FUNDO DE GAVETA

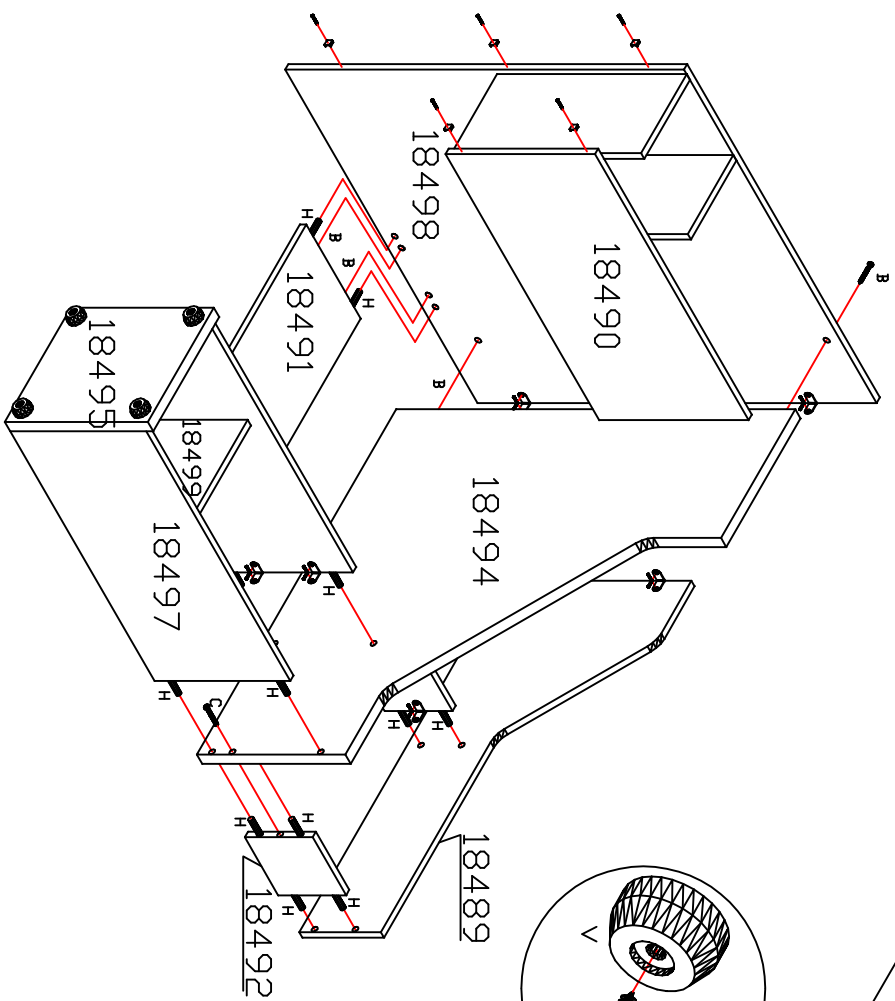
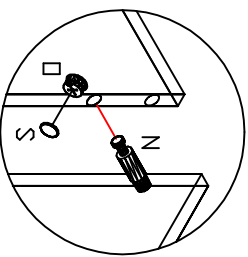
"DBS: Para solicitar assistência técnica, utilize o código da ferragem indicada."



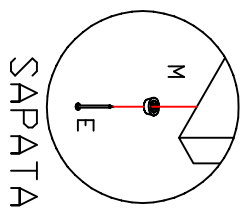
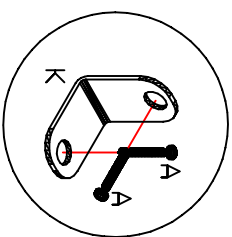
DETALHE SUPORTE DE PRATELEIRA



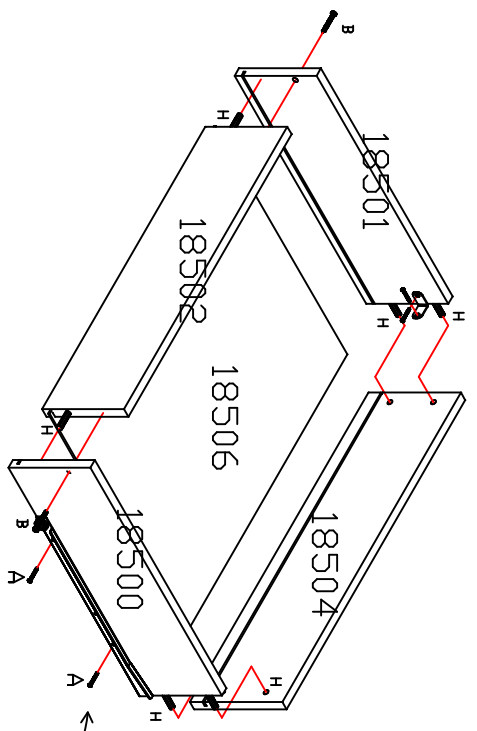
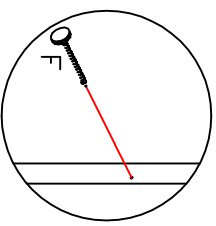
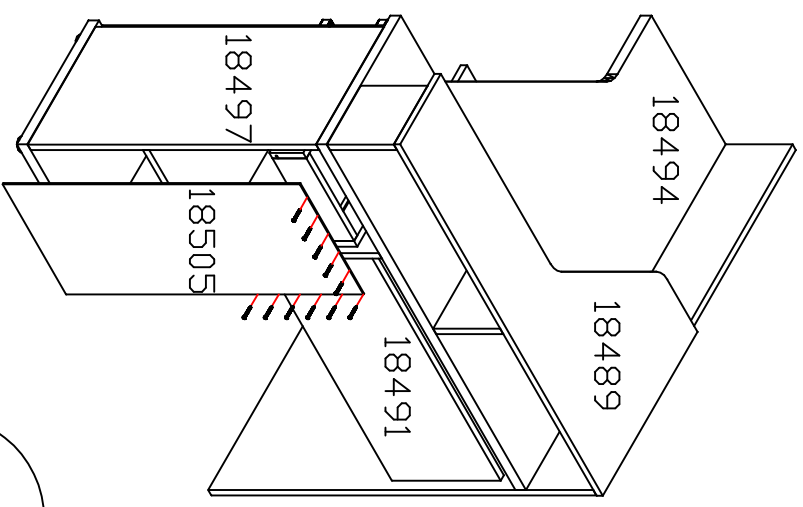
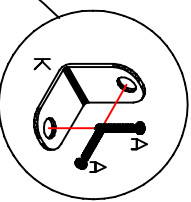
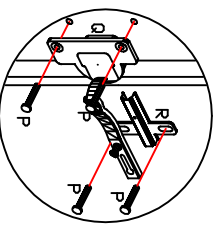
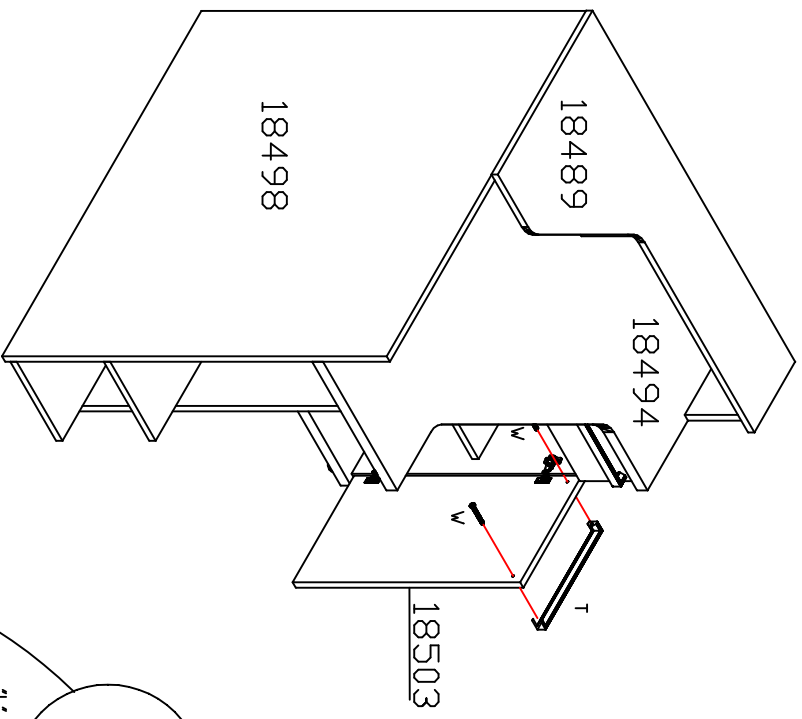
DETALHE MINIFIX



USAR O "L" DE METAL PARA FIXAR AS LATERAIS NO TAMPO E OS APOIOS NO TAMPO MENOR



SAPATA



“Dica: Colocar os parafusos da corrediça pelo lado e não por ‘baixo.’”