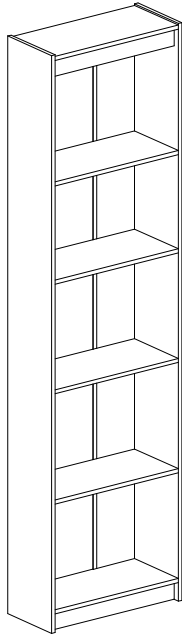


ESTANTE 5 PRATELEIRAS

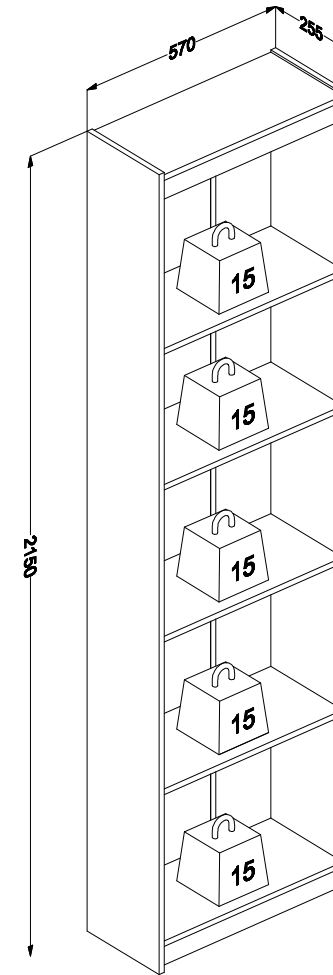
Bookcase 5 shelves
Estantería 5 repisas

Código 3035 | Revisão 05

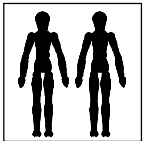


PESO MÁXIMO SUPORTADO PELAS PEÇAS, SENDO ESTE DISTRIBUÍDO UNIFORMEMENTE.

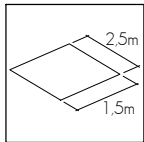
Maximum weight supported by parts, being this evenly distributed.
Peso máximo soportado por las partes, siendo esta distribuido uniformemente.



Você vai precisar de/ You will need / Usted necesitará

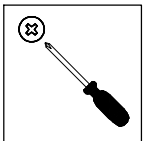


2 Pessoas
2 People
2 Personas




Espaço recomendado para montagem
Recommended space for assemble
Espacio recomendado para el armado

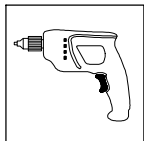
Ferramentas não inclusas
Tools not included / Herramientas no incluidas



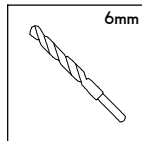
Chave Phillips
Screwdriver Phillips
Destornillador cruz



Martelo
Hammer
Martillo



Furadeira
Drill machine
Taladro



Broca
Drill bit
Taladro

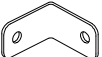

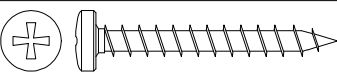
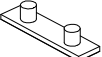
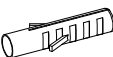

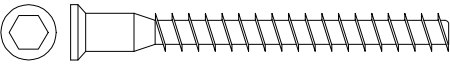



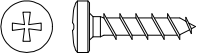
* PESO EM KG/ Weight in Kg/ Peso en Kg
DIMENSÕES EM MM/ Dimensions in mm/ Dimensiones en mm

IDENTIFICAÇÃO DOS ACESSÓRIOS / IDENTIFICATION OF ACCESSORIES/ IDENTIFICACIÓN DE ACCESORIOS

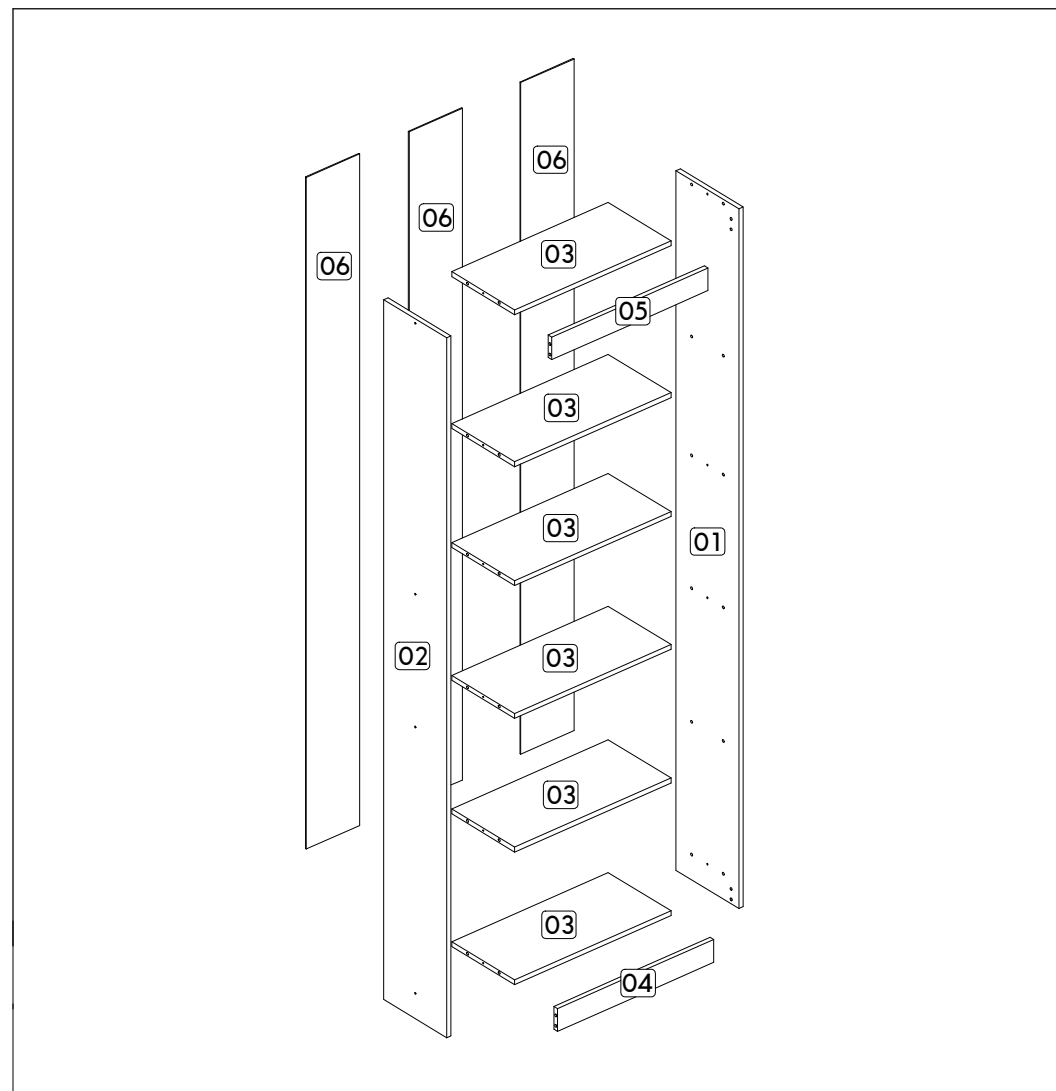
NOTAS: A separação dos acessórios antes de iniciar a montagem facilitará a mesma. Os parafusos e cavilhas estão na escala real. Em caso de dúvida na identificação, coloque o acessório sobre a imagem.

NOTES: The separation of the accessories before you start the assembly will facilitate the same. The screws and dowels are in real scale. In case of doubts about the identification, place the accessory on the image.

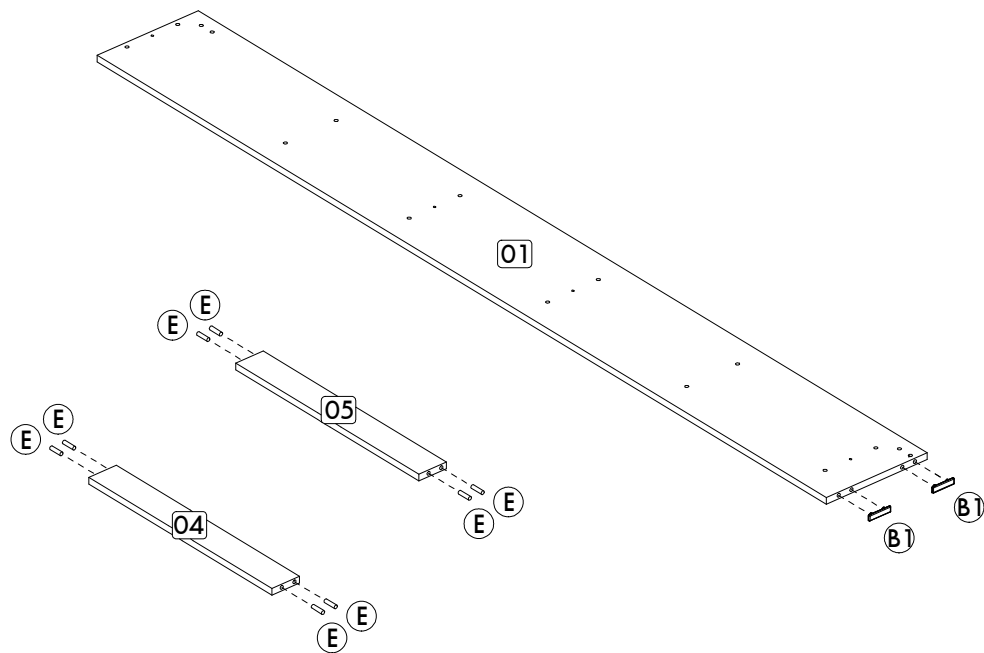
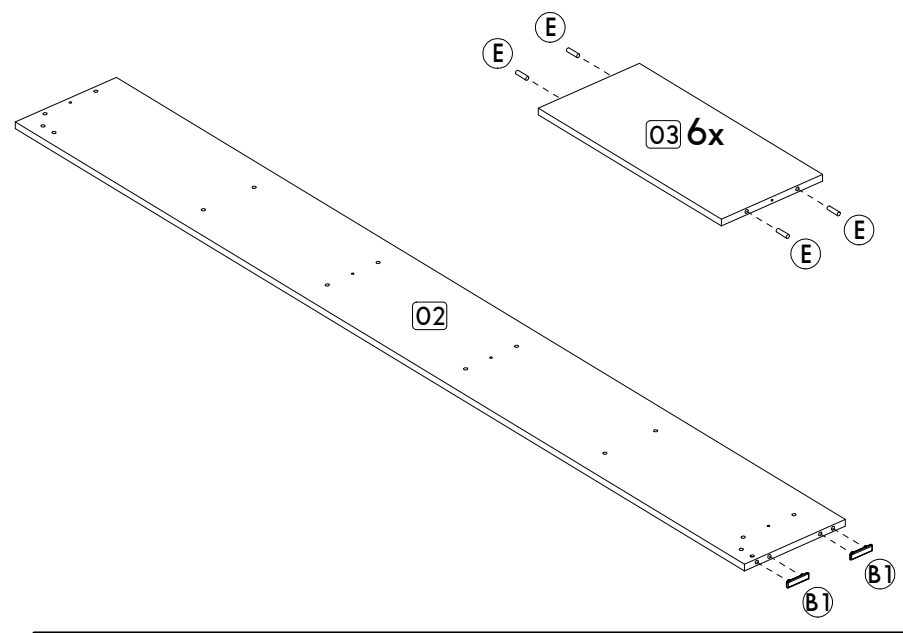
NOTAS: La separación de los accesorios antes de comenzar el armado facilitará el mismo. Los tornillos y taquetes son en escala real. En caso de dudas sobre la identificación, coloque el accesorio en la imagen.

A4		Cantoneira de metal Metal bracket Soporte de metal	22x22 mm	02
A6		Perfil Profile Perfil	-	02
A9		Parafuso panela Pan head screw Tornillo de pan	4,2x32 mm	02
B1		Sapata Plastic Foot Pie Plástico	15x58 mm	04
B2		Bucha Bushing Tapón	6 mm	02
E		Cavilha Wooden Dowel Pin	8x30 mm	32
G		Parafuso estrutural Structural screw Tornillo estructural	5,0x50 mm	08
H		Chave allen Allen key Llave Allen	-	01
I		Tampa parafuso estrutural Structural screw cover Tapa tornillo estructural	-	08
N		Prego Nail Clavo	10 x10	60
S		Parafuso panela Pan head screw Tornillo de pan	3,5x14 mm	02

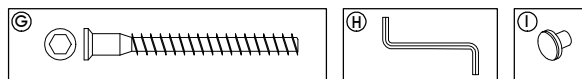
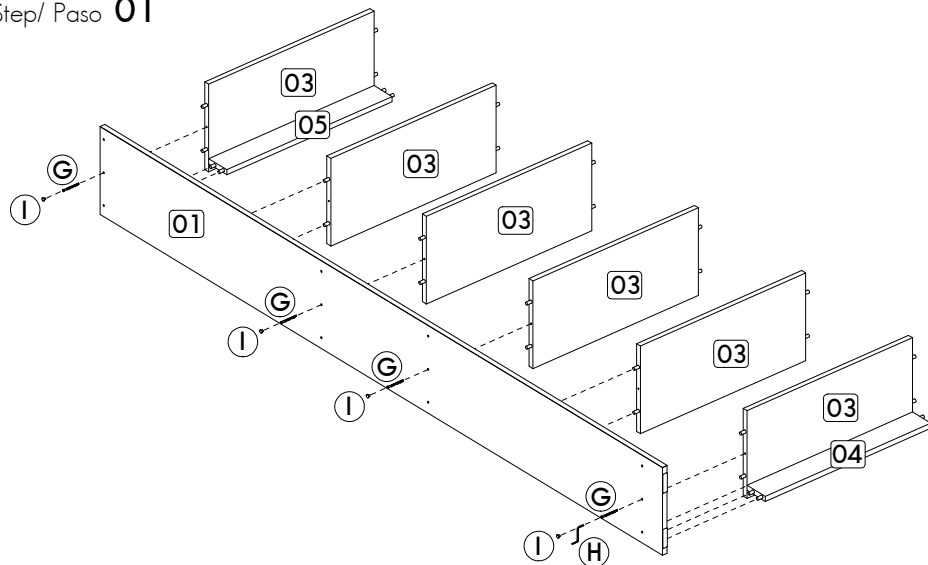
IDENTIFICAÇÃO DAS PEÇAS/ PARTS IDENTIFICATION/ IDENTIFICACIÓN DE LAS PIEZAS



Nº	DESCRIÇÃO - DESCRIPTION - DESCRIPCIÓN	MEDIDAS - MEASURES - MEDIDAS (mm)	QTD.
01	Lateral direita - Right side - Lateral derecha	2150 x 255 x 15	01
02	Lateral esquerda - Left side - Lateral izquierda	2150 x 255 x 15	01
03	Base fixa - Fixed base - Base fija	540 x 255 x 15	06
04	Rodapé - Footer - Rodapie	540 x 70 x 15	01
05	Moldura - Frame - Moldura	540 x 70 x 15	01
06	Costa - Back - Fondo	2064 x 184 x 03	03



Passo/ Step/ Paso 01



Passo/ Step/ Paso 02

