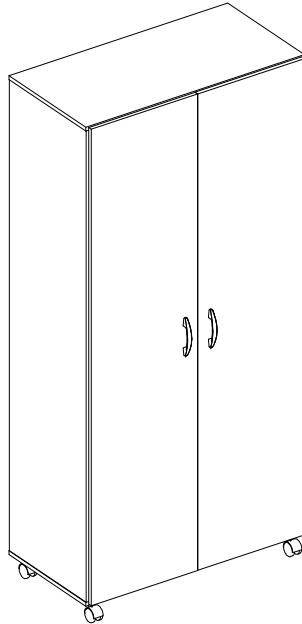


ARMÁRIO SÃO PAULO

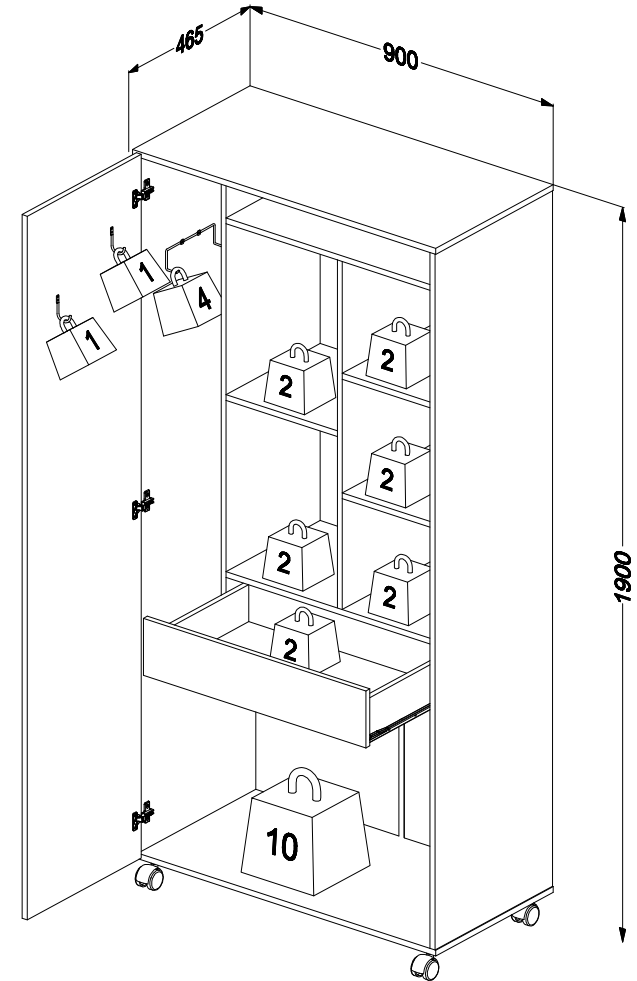
Cabinet São Paulo
Armario São Paulo

Código 3080 | Revisão 22




PESO MÁXIMO SUPORTADO PELAS PEÇAS, SENDO ESTE DISTRIBUÍDO UNIFORMEMENTE.

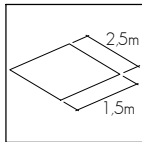
Maximum weight supported by parts, being this evenly distributed.
Peso máximo soportado por las partes, siendo esta distribuido uniformemente.



Você vai precisar de/ You will need / Usted necesitará

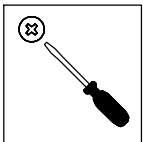


2 Pessoas
2 People
2 Personas




Espaço recomendado para montagem
Recommended space for assemble
Espacio recomendado para el armado

Ferramentas não inclusas
Tools not included / Herramientas no incluidas



Chave Philips
Screwdriver
Destornillador cruz



Martelo
Hammer
Martillo

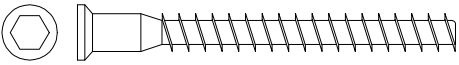
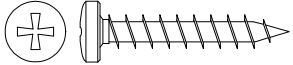
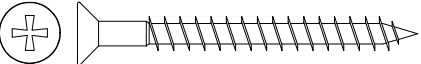

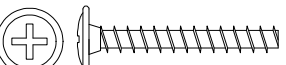
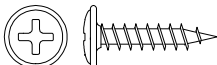
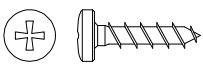
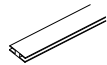

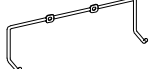



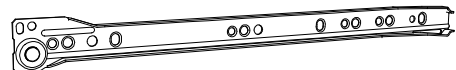

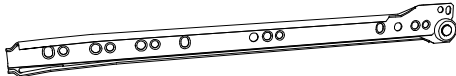

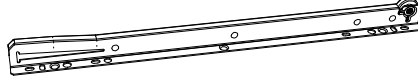

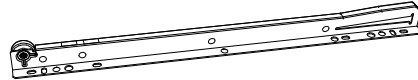




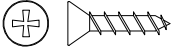
* PESO EM KG/ Weight in Kg/ Peso en Kg
DIMENSÕES EM MM/ Dimensions in mm/ Dimensiones en mm

IDENTIFICAÇÃO DOS ACESSÓRIOS/ IDENTIFICATION OF ACCESSORIES/ IDENTIFICACIÓN DE ACCESORIOS

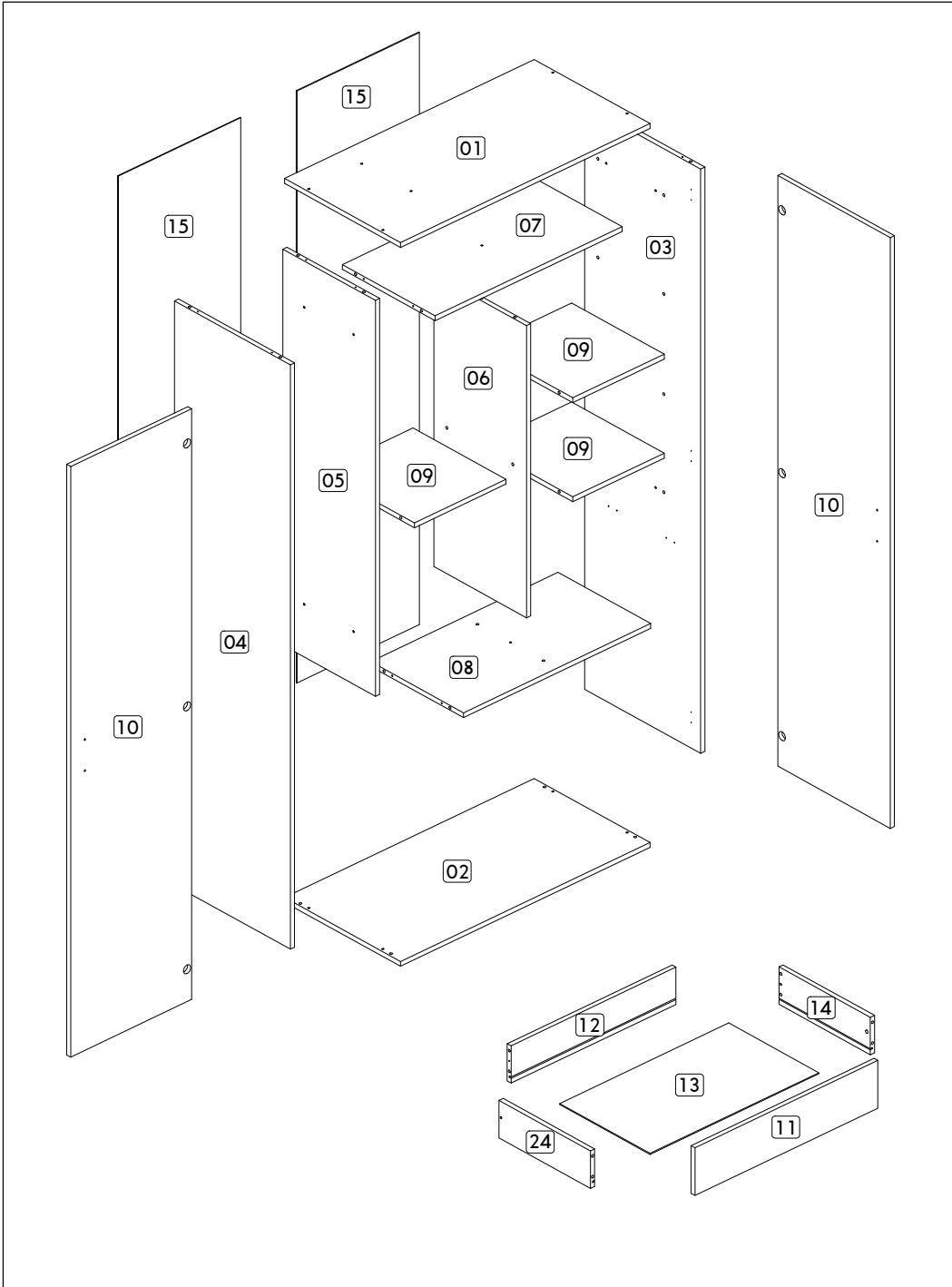
NOTAS: A separação dos acessórios antes de iniciar a montagem facilitará a mesma. Os parafusos e cavilhas estão na escala real. Em caso de dúvida na identificação, coloque o acessório sobre a imagem.

NOTES: The separation of the accessories before you start the assembly will facilitate the same. The screws and dowels are in real scale. In case of doubts about the identification, place the accessory on the image.

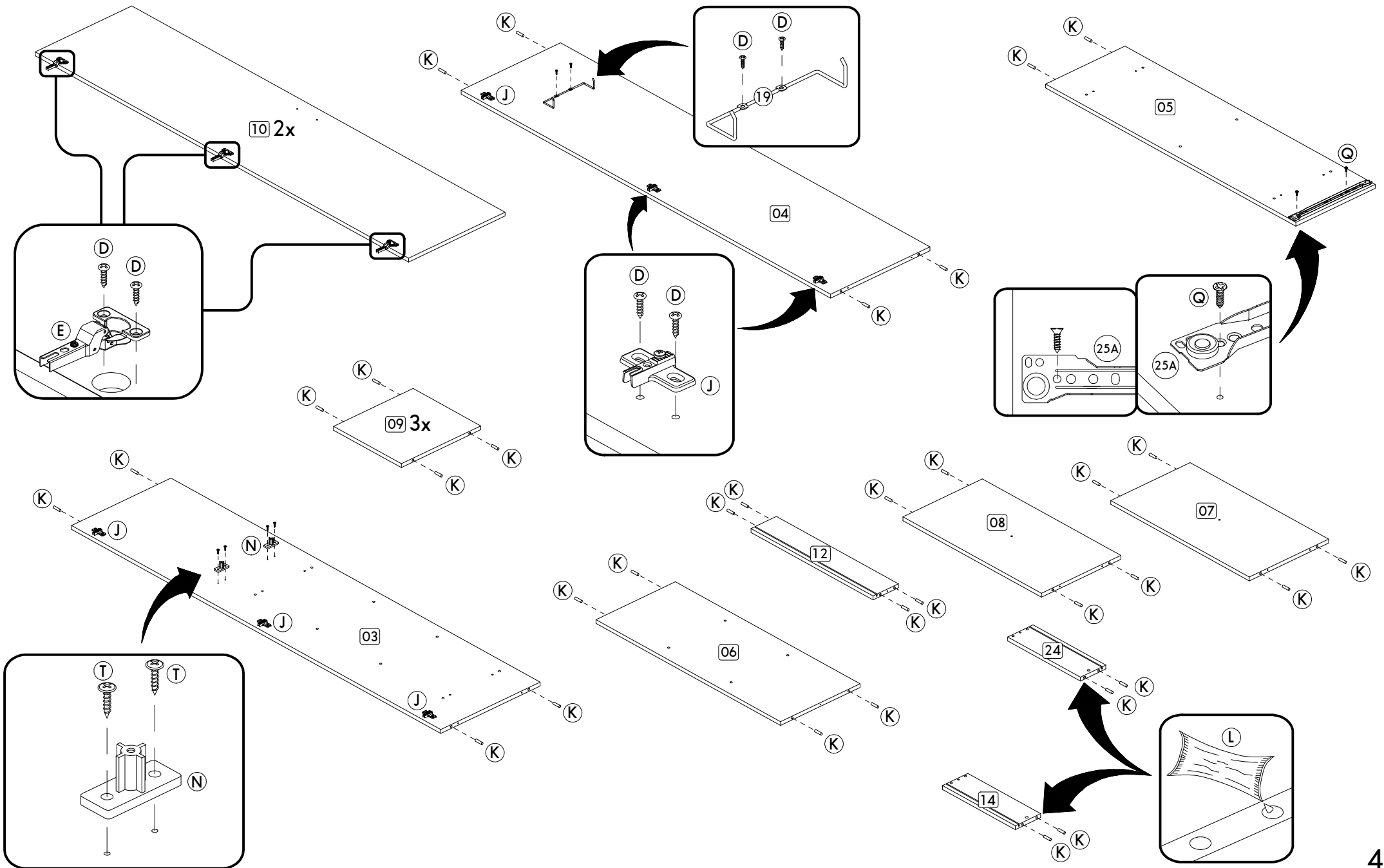
NOTAS: La separación de los accesorios antes de comenzar el armado facilitará el mismo. Los tornillos y taquetes son en escala real. En caso de dudas sobre la identificación, coloque el accesorio en la imagen.

A		Parafuso estrutural Structural screw Tornillo estructural	5,0x50 mm	08	R		Parafuso panela Pan head screw Tornillo de pan	4,5x25 mm	02
B		Parafuso chato Flat head screw Tornillo de cabeça plana	4,5x45 mm	14	S		Tampa parafuso estrutural Structural screw cover Tapa tornillo estructural	-	08
C		Parafuso flangeado Flanged head screw Tornillo de cabeça flangeada	3,5x25 mm	04	T		Parafuso flangeado Flanged head screw Tornillo de cabeça flangeada	3,5x16 mm	04
D		Parafuso panela Pan head screw Tornillo de pan	3,5x14 mm	46	16		Perfil "H" "H" profile Perfil "H"	-	01
E		Dobradiça curva Metal hinge curve Esquina de bisagra metálica	26mm	06	19		Suporte duplo Double support Soporte doble	-	01
F		Suporte de vassouras Brooms bracket Soporte de la escoba	-	02	20		Rodízio Caster Ruedas	-	04
G		Puxador Handle Tirador	-	02	25A		Corrediça lateral esquerda Metallic slide the left field Corredera lateral izquierda	350 mm	01
H		Prego Nail Clavo	10 x10	55	25B		Corrediça lateral direita Metallic slide the right field Corredera lateral derecha	350 mm	01
I		Chave allen Allen key Llave Allen	-	01	25C		Corrediça gaveta esquerda Drawer slide left Corredera izquierda cajón	350 mm	01
J		Calço dobradiça Hinge shim Bisagra de calce	-	06	25D		Corrediça gaveta direita Drawer slide right Corredera derecha cajón	350 mm	01
K		Cavilha Wooden Dowel Pin	8x30 mm	42					
L		Cola Glue Pegamento	13g	01					
N		Distanciador de corrediça Spacer slide Espaciador de corrediza	-	02					
P		Trapézio Trapeze Trapecio	-	02					
Q		Parafuso chato Flat head screw Tornillo de cabeça plana	3,0x14 mm	08					

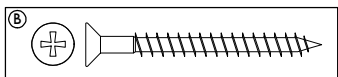
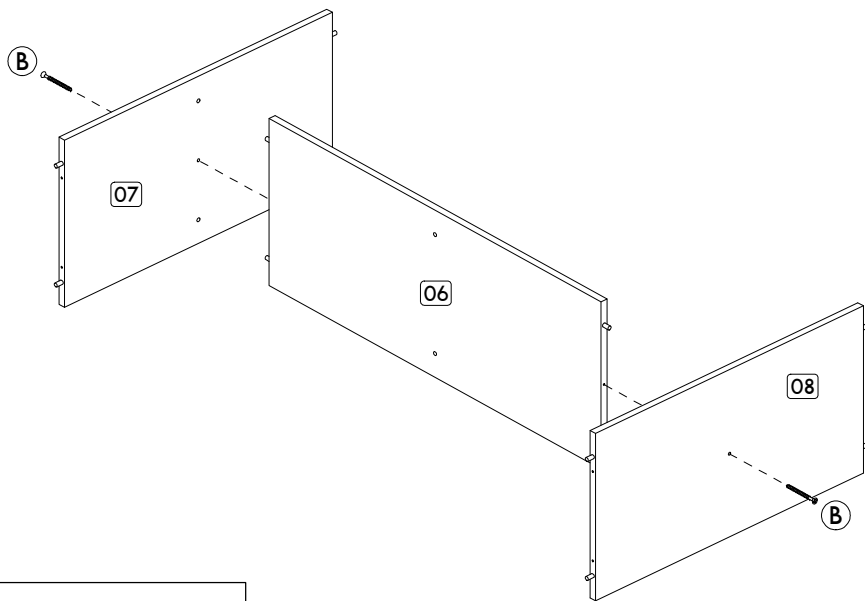
IDENTIFICAÇÃO DAS PEÇAS/ PARTS IDENTIFICATION/ IDENTIFICACIÓN DE LAS PIEZAS



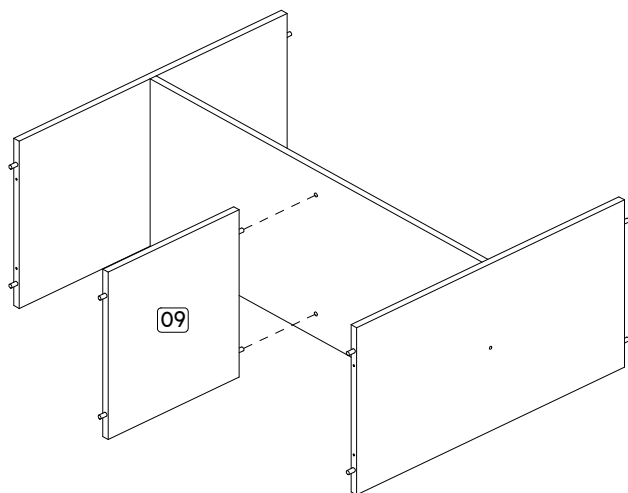
Nº	DESCRIÇÃO - DESCRIPTION - DESCRIPCIÓN	MEDIDAS-MEASURES - MEDIDAS (mm)	QTD.
01	Base superior - Top base - Base superior	900 x 450 x 15	01
02	Base inferior - Bottom base - Base inferior	900 x 450 x 15	01
03	Lateral direita - Right side - Lateral derecha	1800 x 450 x 15	01
04	Lateral esquerda - Left side - Lateral izquierda	1800 x 450 x 15	01
05	Divisória maior - Bigger partition - Divisoria mayor	1220 x 360 x 15	01
06	Divisória menor - Smaller partition - Divisoria menor	900 x 360 x 15	01
07	Prateleira superior - Upper shelf - Repisa superior	675 x 360 x 15	01
08	Prateleira inferior - Bottom shelf - Repisa inferior	675 x 360 x 15	01
09	Prateleira menor - Smaller shelf - Repisa menor	330 x 360 x 15	03
10	Porta - Door - Puerta	1820 x 437 x 15	02
11	Frente de gaveta - Drawer front - Frente del cajón	660 x 147 x 15	01
12	Traseiro de gaveta - Rear of drawer - Trasero del cajón	595 x 115 x 15	01
13	Fundo de gaveta - Bottom of drawer - Fondo del cajón	607 x 354 x 03	01
14	Lateral direita de gaveta - Right side of drawer - Lateral derecha del cajón	355 x 115 x 15	01
15	Costa - Back - Fondo	1824 x 442 x 03	02
24	Lateral esquerda de gaveta - Left side of drawer - Lateral izquierda del cajón	355 x 115 x 15	01



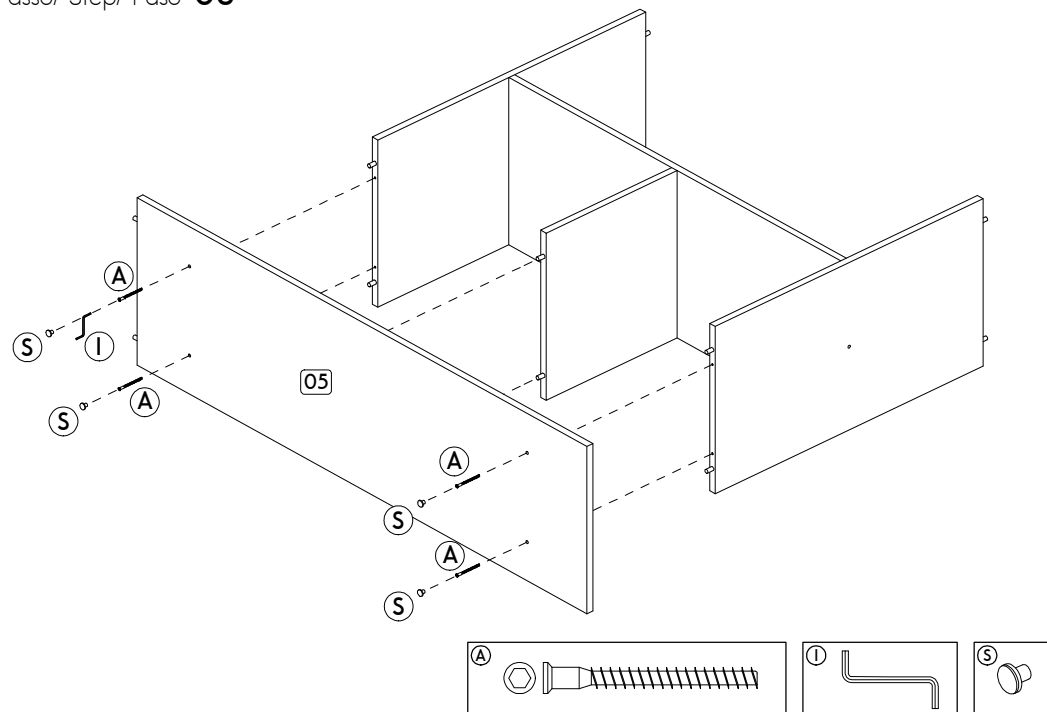
Passo/ Step/ Paso 01



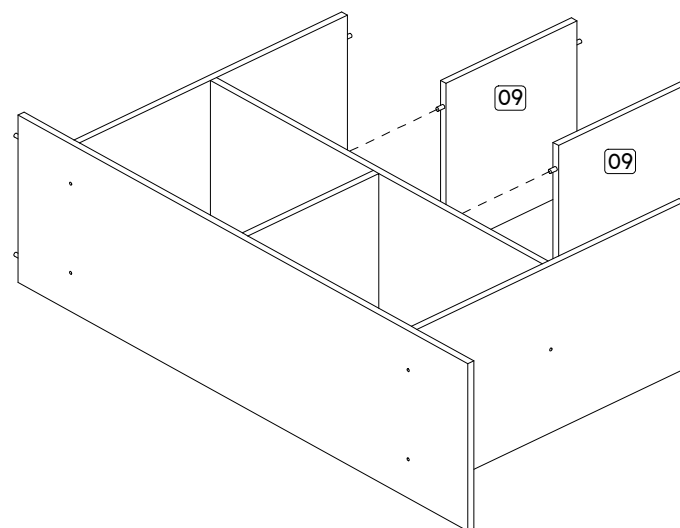
Passo/ Step/ Paso 02



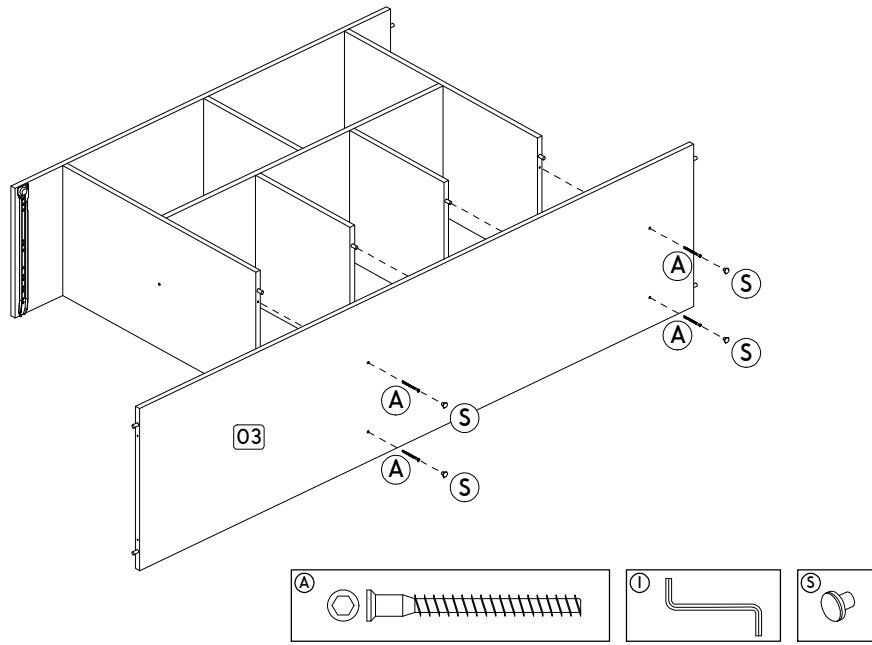
Passo/ Step/ Paso 03



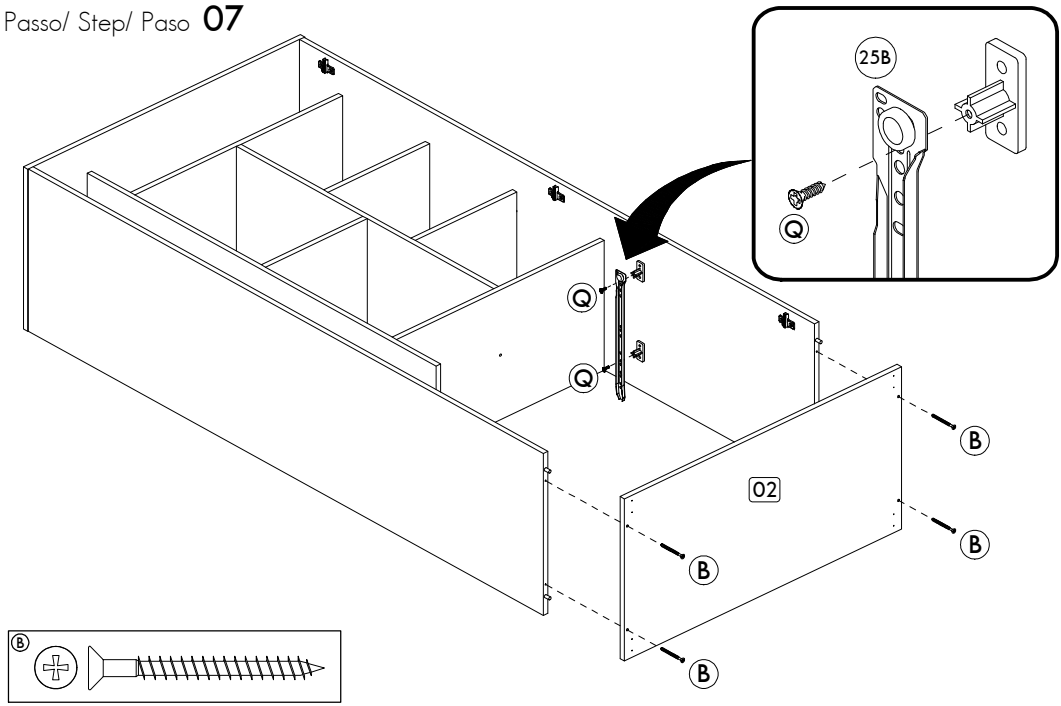
Passo/ Step/ Paso 04



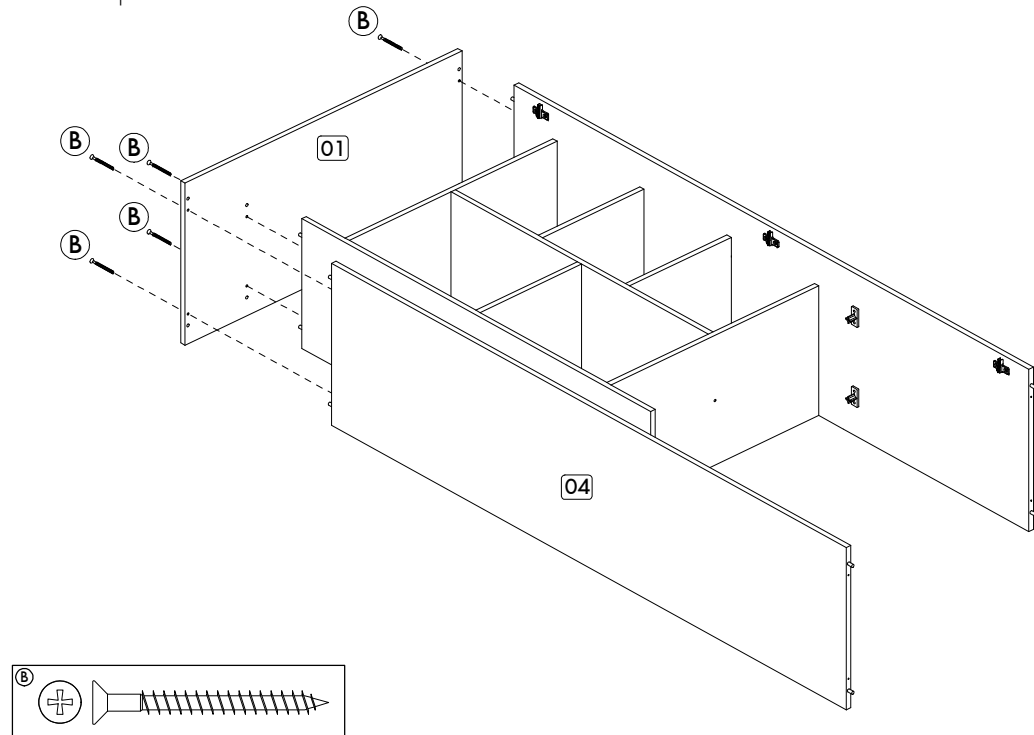
Passo/ Step/ Paso 05



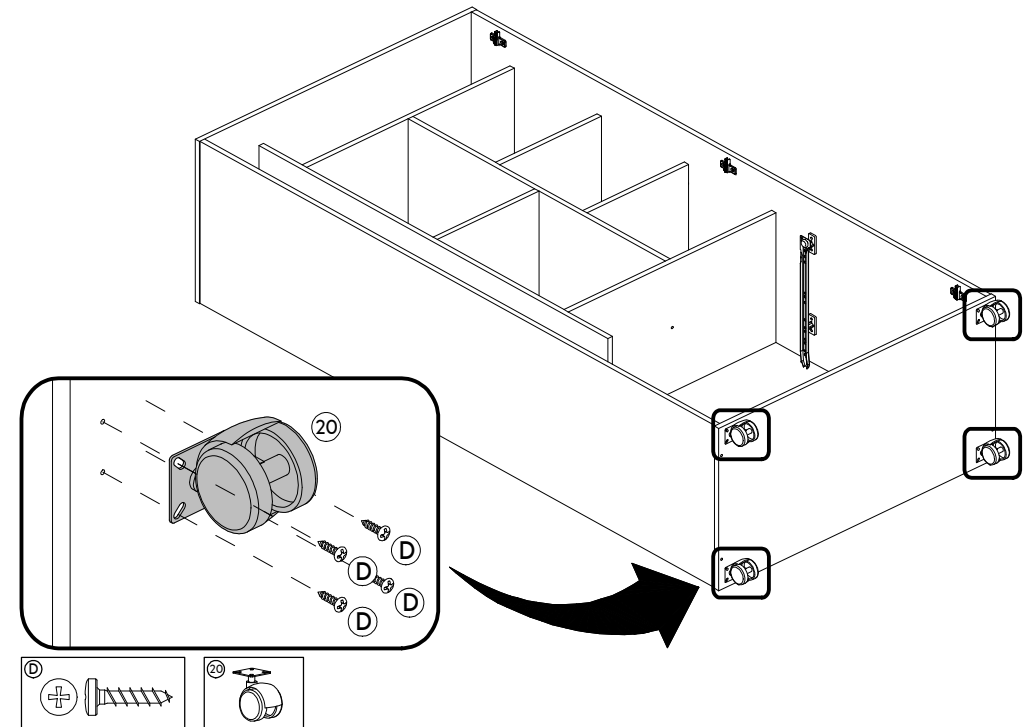
Passo/ Step/ Paso 07

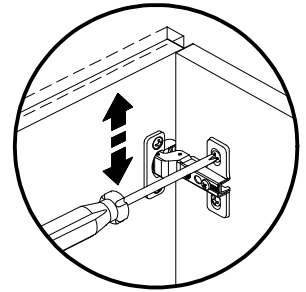
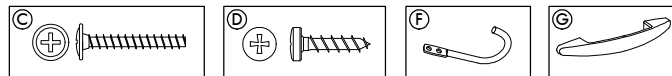
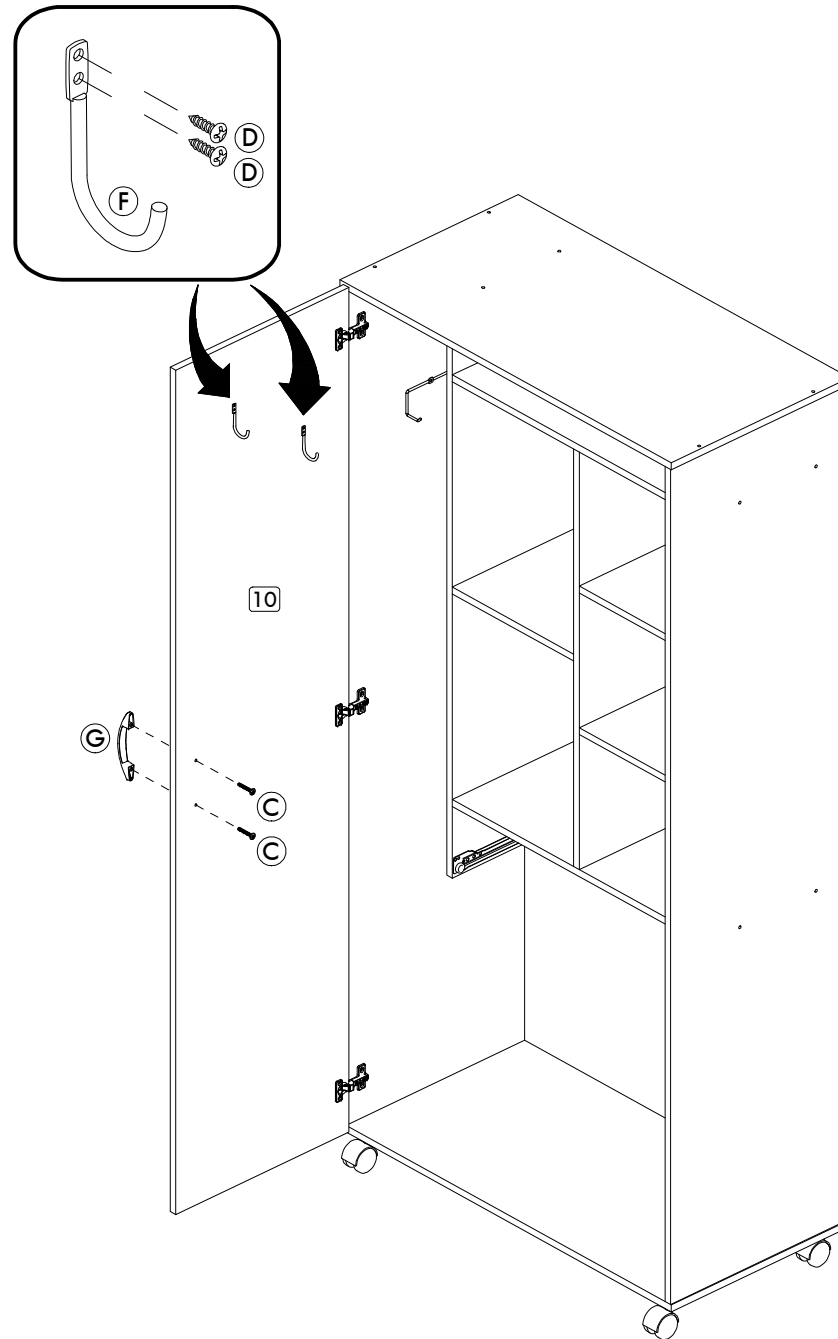
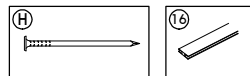
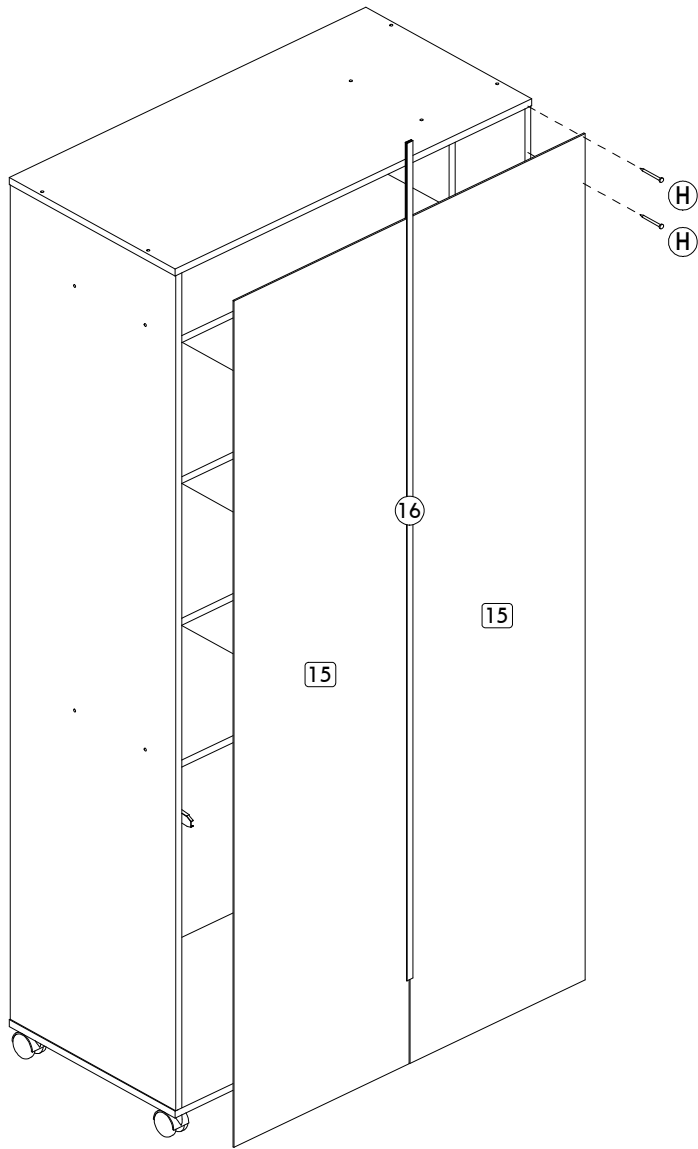


Passo/ Step/ Paso 06

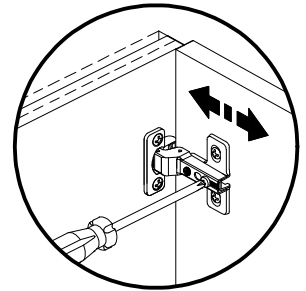


Passo/ Step/ Paso 08

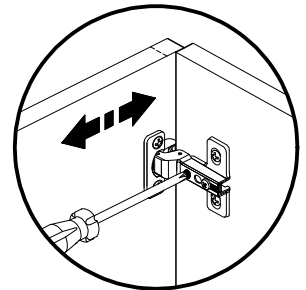




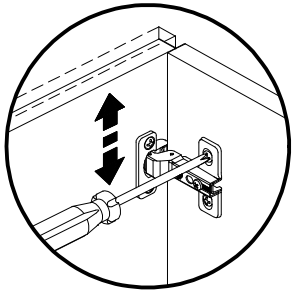
Regulagem Vertical
Ajuste Vertical
Vertical Adjustment



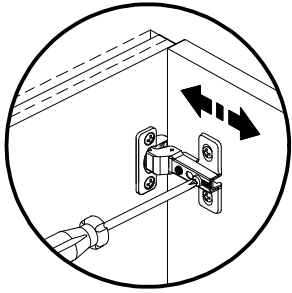
Regulagem Profundidade
Ajuste Profundidad
Depth Adjustment



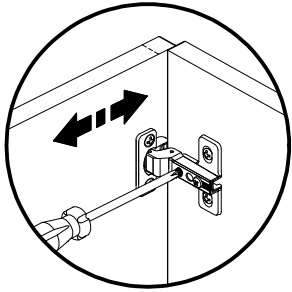
Regulagem Horizontal
Ajuste Horizontal
Horizontal Adjustment



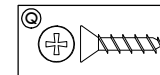
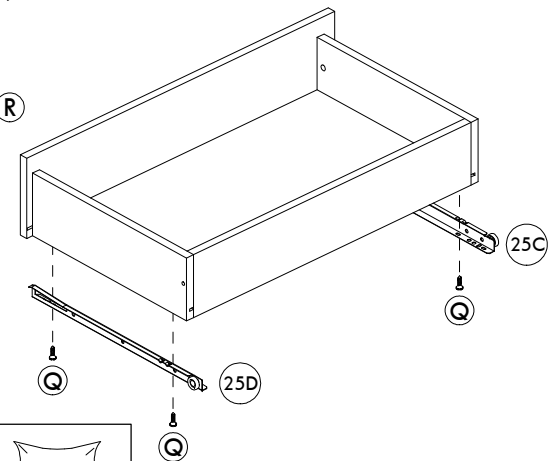
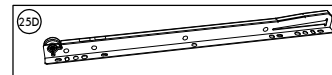
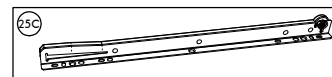
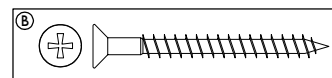
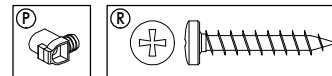
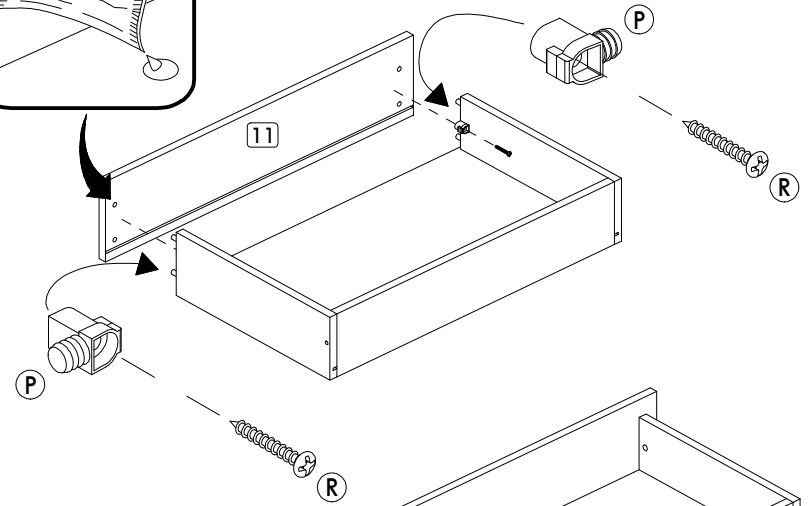
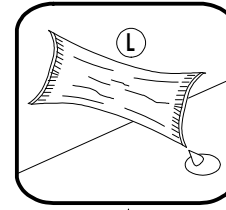
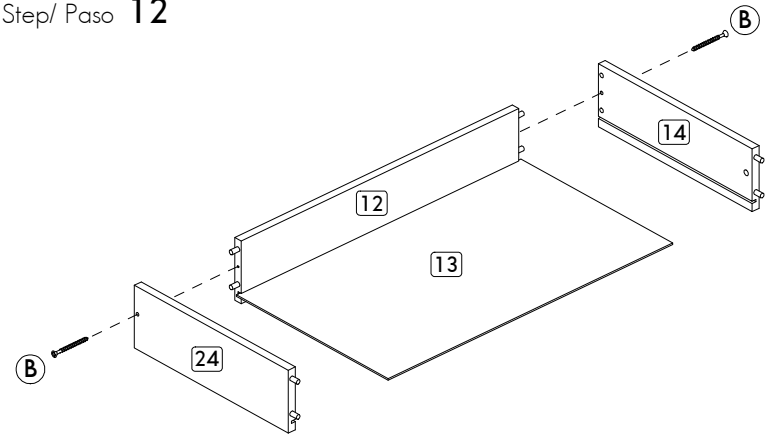
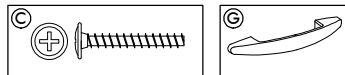
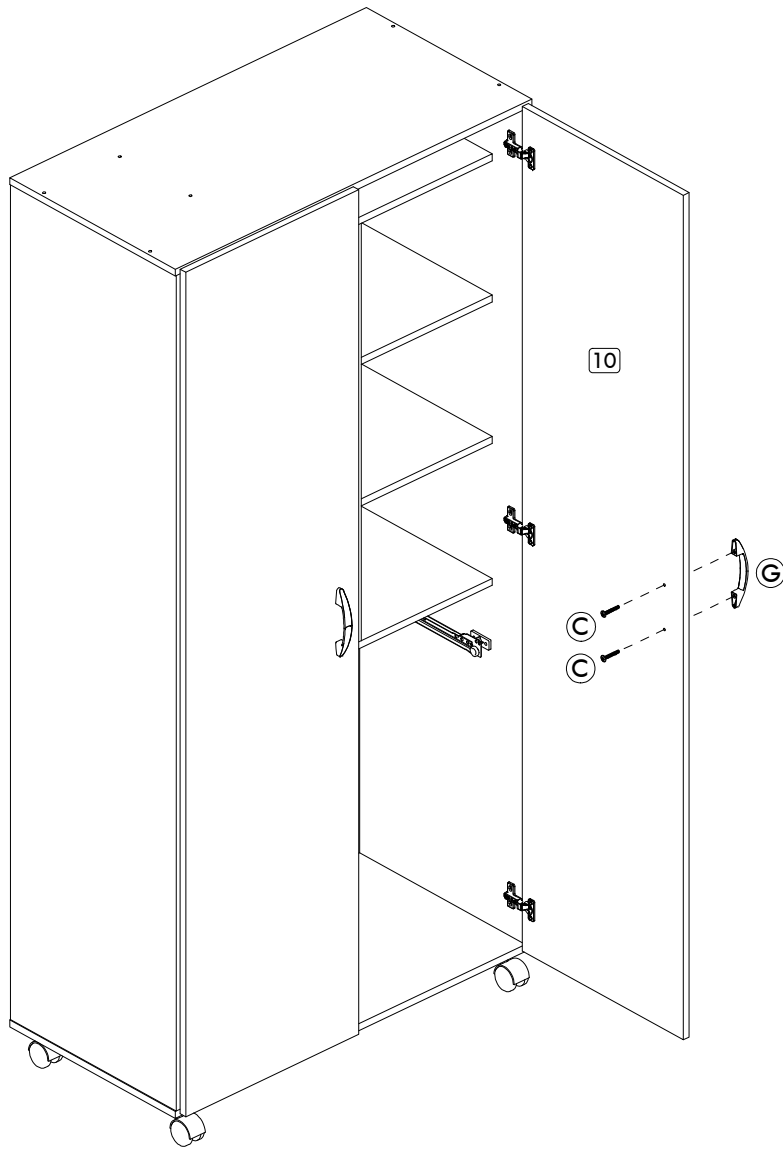
Regulagem Vertical
Ajuste Vertical
Vertical Adjustment



Regulagem Profundidade
Ajuste Profundidad
Depth Adjustment



Regulagem Horizontal
Ajuste Horizontal
Horizontal Adjustment



Agora que você já comprou o seu móvel, ele merece ser montado do jeito certo.

Erros de montagem causam mais de **60%** dos danos em móveis.

Por que contratar?

Tranquilidade do **início ao fim** da montagem



PROFISSIONAIS QUALIFICADOS

Especialistas certificados na **MadeiraMadeira Serviços**.



FERRAMENTAS PROFISSIONAIS

que **protegem** seus móveis.



AGENDAMENTO EM 24 HORAS

escolha a data e o turno **ideais para** você.



GARANTIA DE 3 MESES

de cobertura **completa**.

Mais de 1 MILHÃO DE MONTAGENS
★ com avaliação 4.7 ★

Mariana S., São Paulo

"Chegaram no horário e montaram tudo rapidamente. Serviço incrível!"



Carlos R., Belo Horizonte

"Tentei montar sozinho e foi um desastre. Com a **MadeiraMadeira Serviços** ficou perfeito."



Ana P., Rio de Janeiro

"Agendamento ágil e **montagem pontual e perfeita**. Recomendo demais!"



Agende agora pelo
QR Code

Madeira**Madeira** Serviços · Atendimento em todo o Brasil



Escaneie o QRCode